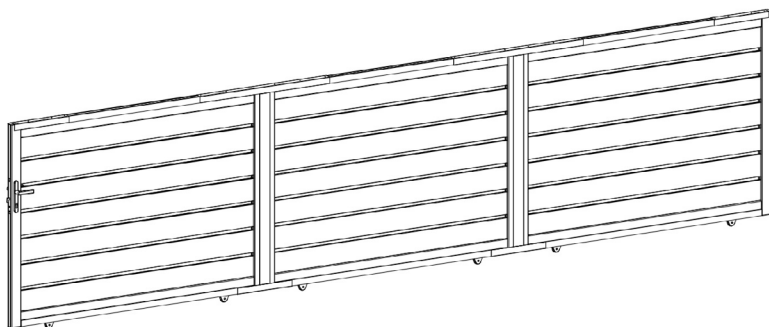


# CASANOVO

## VOGEL 600C140



COM-001100 [x1]

COM-001101 [x1]

COM-001102 [x1]

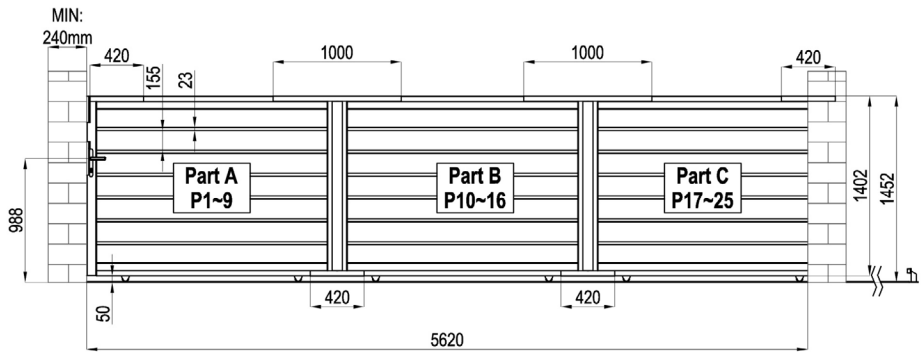
COM-001103 [x1]

COM-001212 [x1]

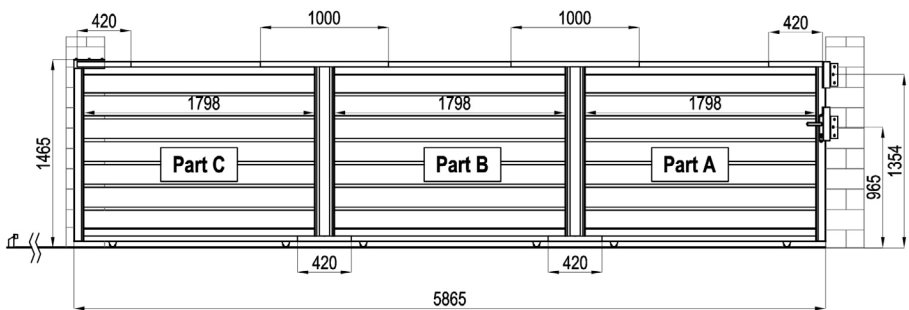


INSTRUCTION MANUAL / NOTICE DE MONTAGE / MONTAGEANLEITUNG / MANUAL DE MONTAJE / MANUAL DE MONTAGEM / MANUALE DI MONTAGGIO /  
MONTAGEHANDLEIDING / INSTRUKCJA MONTAŻU / KÄYTTÖOHJEET / BRUKSANVISNING / BRUGSANVISNING / INSTRUCȚIUNI DE ASAMBLARE /  
NAVODILA ZA SESTAVLJANJE / NÁVOD NA MONTÁŽ / ÖSSZESZERELÉSI ÚTMUTATÓ / NÁVOD K MONTÁŽI / UPUTE ZA INSTALACIJU /  
ΟΔΗΓΙΕΣ ΣΥΝΑΡΜΟΛΟΓΗΣΗΣ / SURINKIMO INSTRUKCIJOS / MONTĀŽAS INSTRUKCIJAS

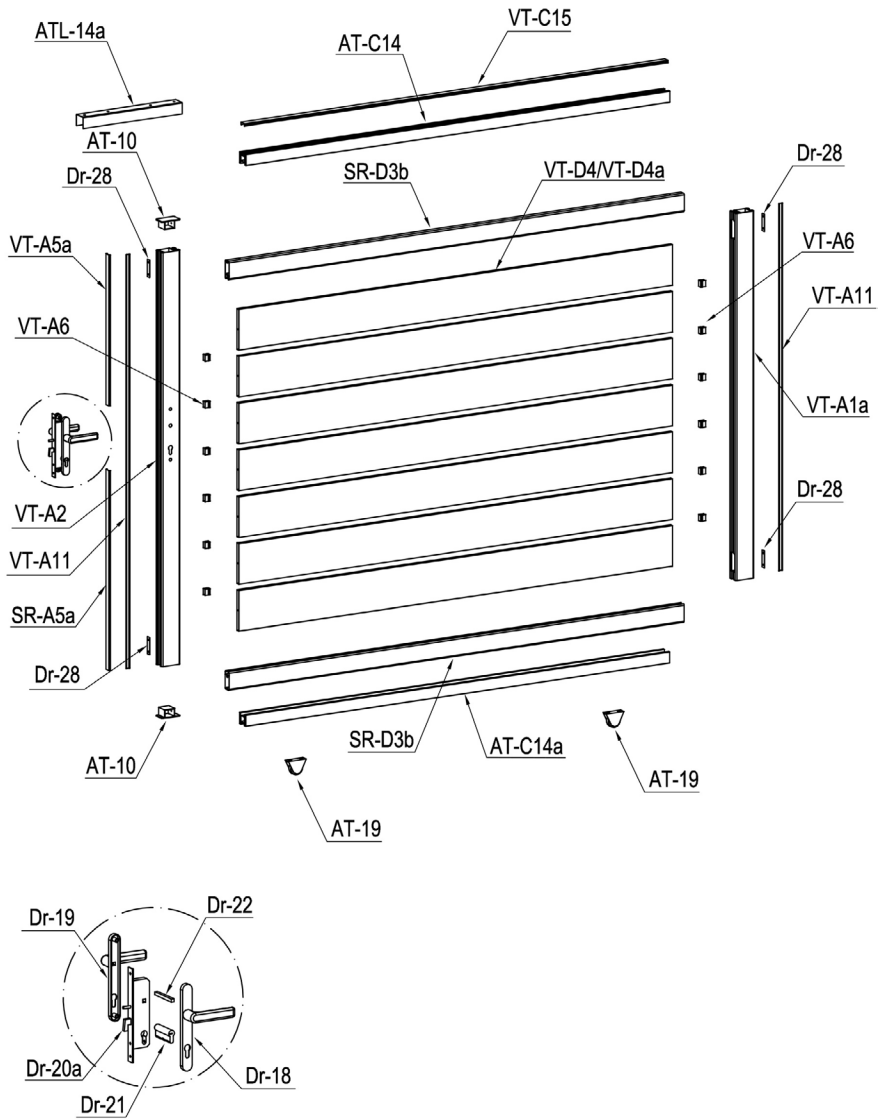
## Ext.



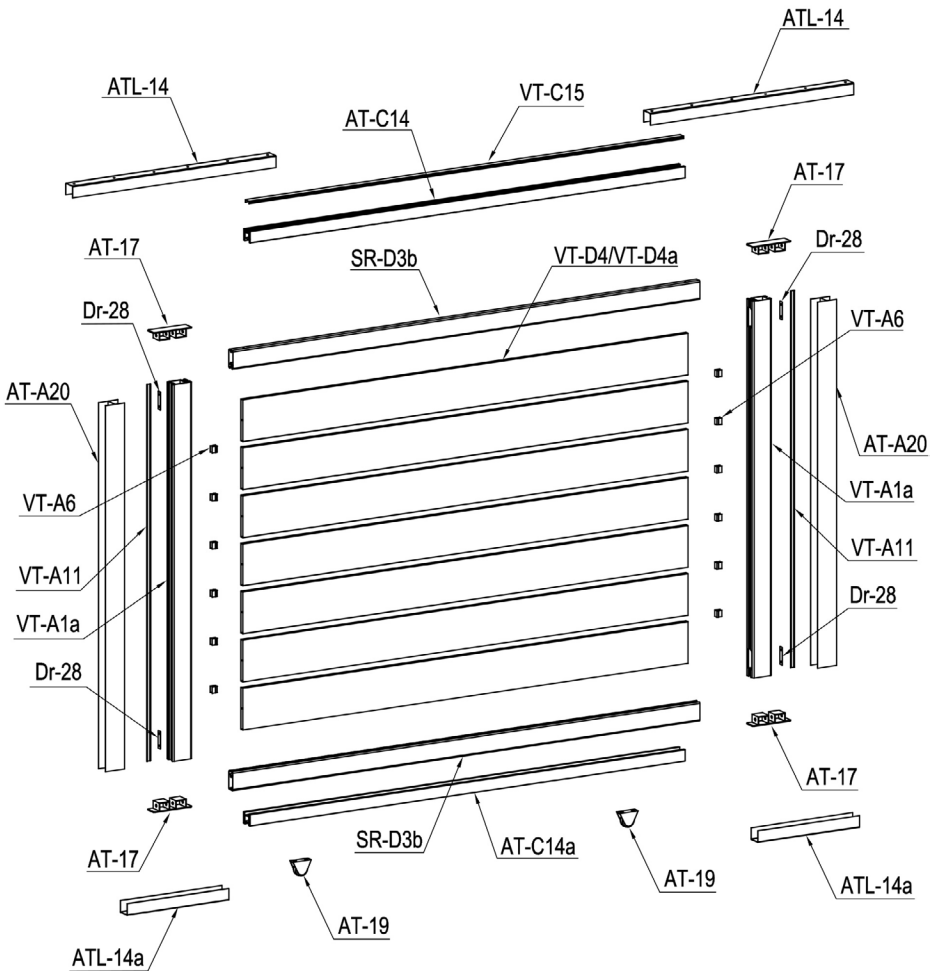
## Int.



## Part A.

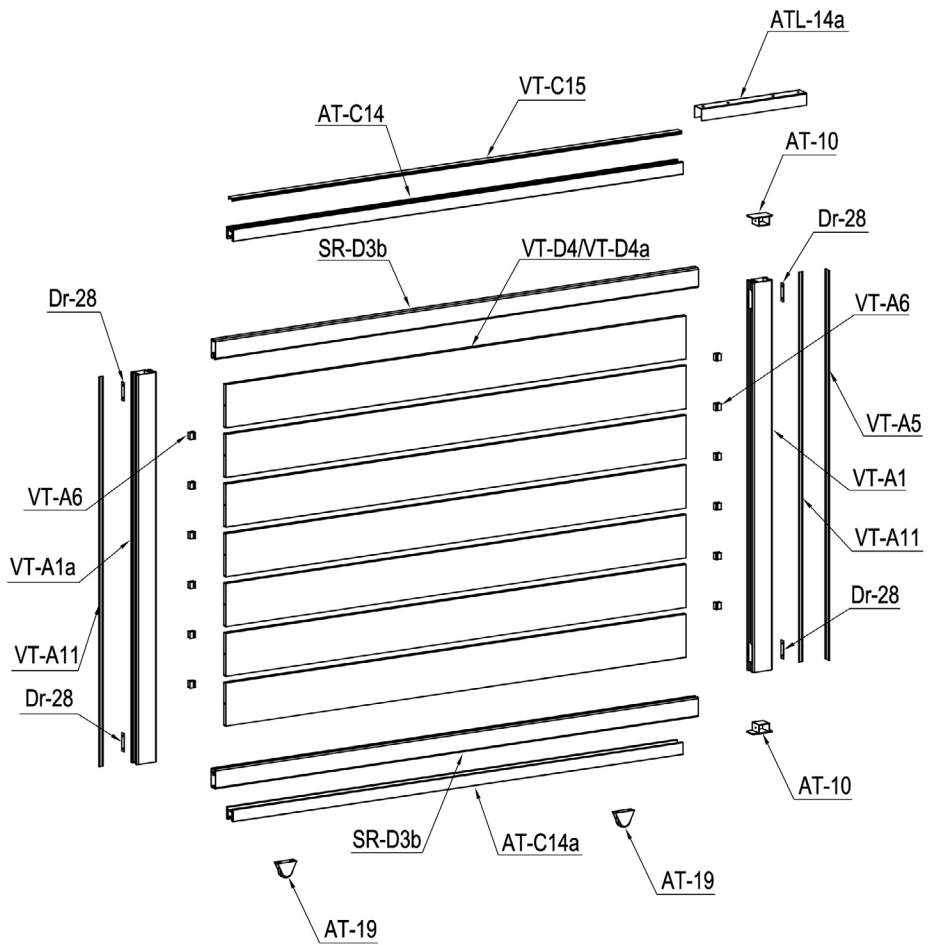


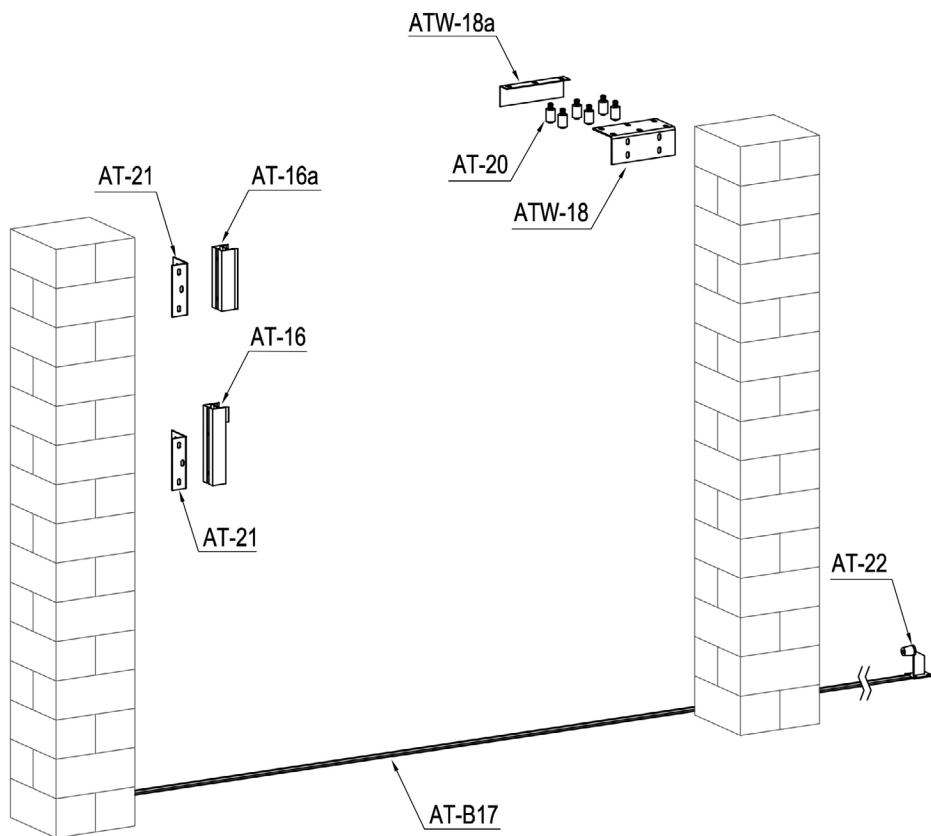
## Part B.













































## Part C.

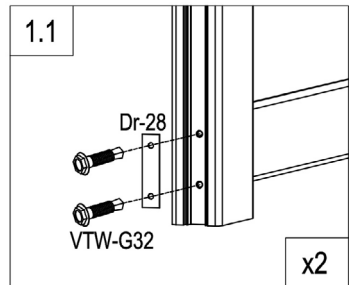
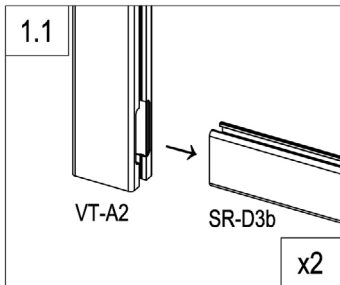
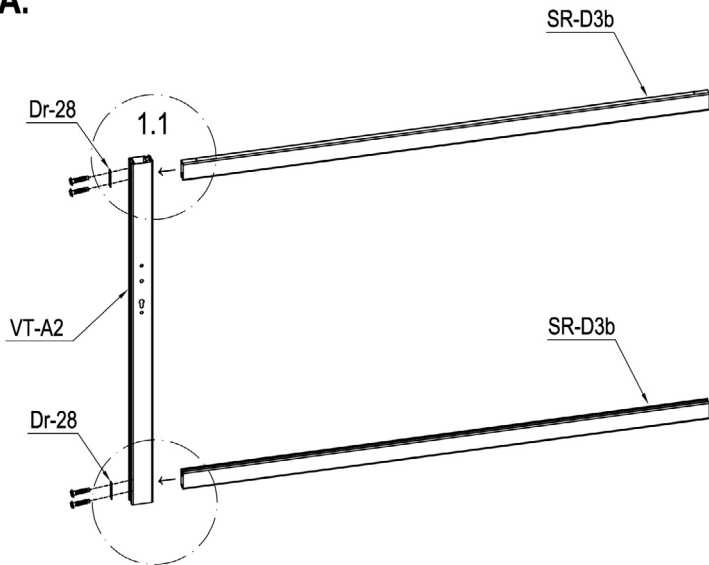








## PART LIST

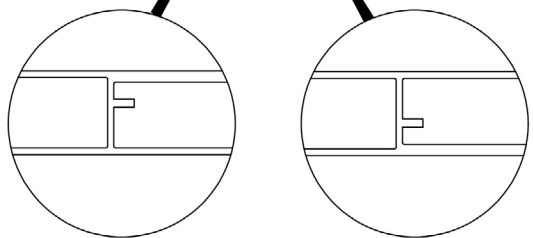
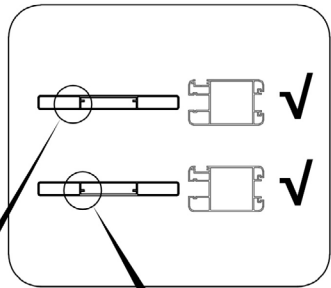
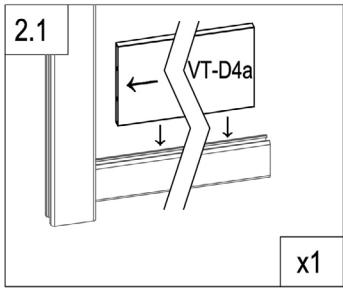
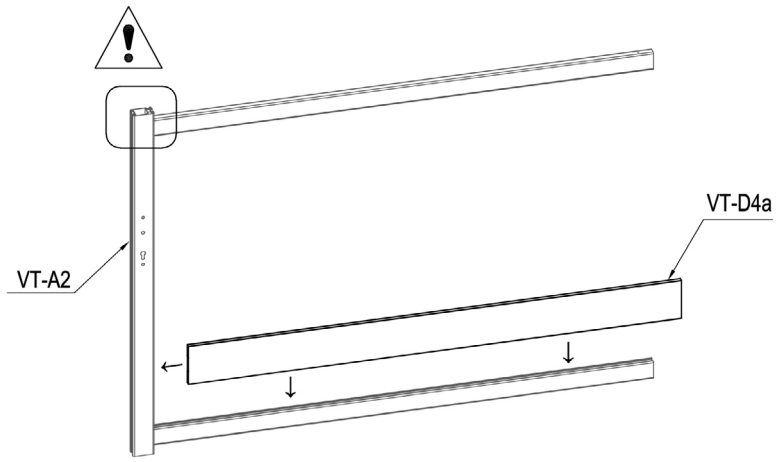
| IMAGE   | NO.     | L.(mm) | QTY | IMAGE   | NO.     | L.(mm)   | QTY |
|---|---------|--------|-----|---|---------|----------|-----|
|    | VT-A1a  | 1395   | 4   |    | Dr-21   |          | 1   |
|   | VT-A1   | 1395   | 1   |    | Dr-22   |          | 1   |
|   | VT-A2   | 1395   | 1   |    | Dr-25   |          | 1   |
|    | SR-D3b  | 1931   | 6   |    | Dr-25a  |          | 2   |
|    | VT-D4   | 1840   | 18  |    | Dr-27   |          | 2   |
|    | VT-D4a  | 1840   | 3   |    | ATW-18  |          | 1   |
|    | VT-A5   | 1395   | 1   |    | ATW-18a |          | 1   |
|   | VT-A5a  | 372.5  | 1   |    | AT-19   |          | 6   |
|   | SR-A5a  | 782    | 1   |    | AT-20   |          | 6   |
|    | VT-A11  | 1395   | 6   |    | AT-21   |          | 2   |
|    | VT-A6   | 23     | 36  |    | AT-22   |          | 1   |
|    | AT-A20  | 1315   | 2   |    | Dr-28   |          | 12  |
|    | AT-C14  | 1798   | 3   |    | ATW-22J |          | 10  |
|   | AT-C14a | 1798   | 3   |    | VTW-G30 | ST4x10   | 4   |
|  | VT-C15  | 1797   | 3   |  | VTW-G31 | M8x60    | 14  |
|  | AT-16   | 260    | 1   |  | VTW-G32 | ST5.5x38 | 48  |
|   | AT-16a  | 205    | 1   |  | VTW-G33 | M8x130   | 4   |
|  | AT-B17  | 1412   | 8   |  | VTW-G34 | ST4.8x38 | 114 |
|  | ATL-14  | 1000   | 2   |  | VTW-G36 | M6x20    | 4   |
|  | ATL-14a | 420    | 4   |  | VTW-G37 | M8x20    | 12  |
|  | AT-17   |        | 4   |  | VTW-G38 | ST4x25   | 80  |
|  | AT-10   |        | 4   |   |         |          |     |
|  | Dr-18   |        | 1   |   |         |          |     |
|  | Dr-19   |        | 1   |   |         |          |     |
|  | Dr-20a  |        | 1   |   |         |          |     |

## Part A.



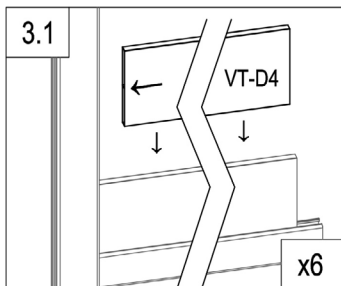
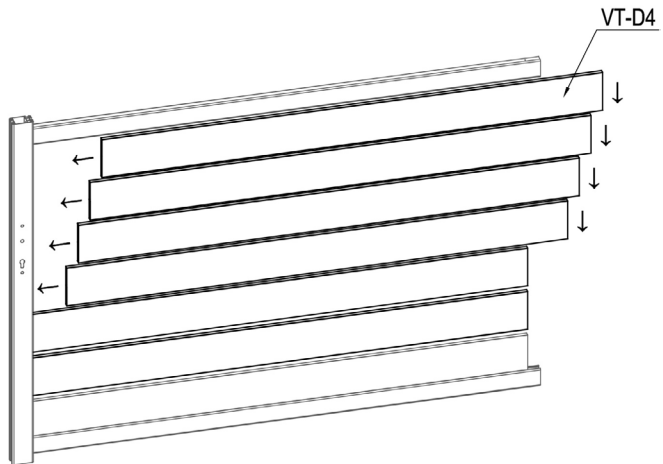
|   |         |   |
|---|---------|---|
|  | VT-A2   | 1 |
|  | SR-D3b  | 2 |
|  | Dr-28   | 2 |
|  | VTW-G32 | 4 |

## Part A.



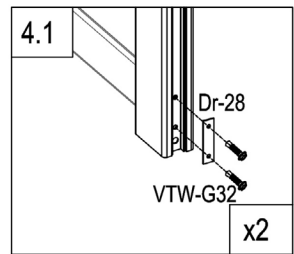
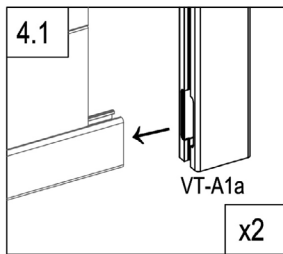
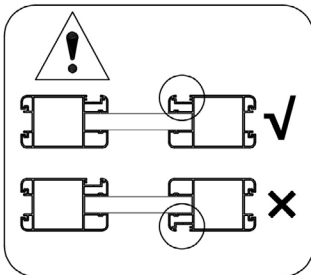
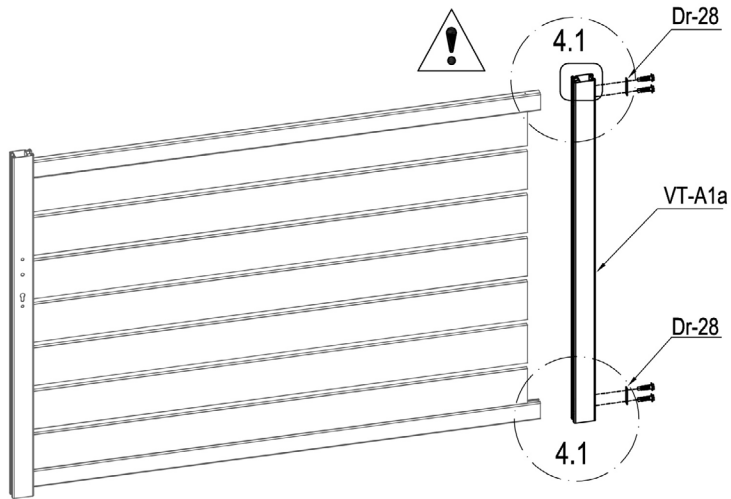
|   |        |   |
|---|--------|---|
|  | VT-D4a | 1 |
|---|--------|---|

## Part A.



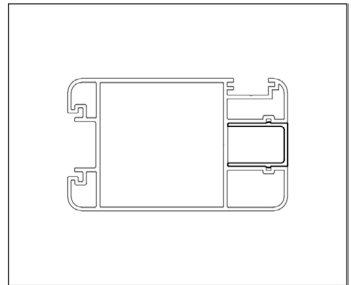
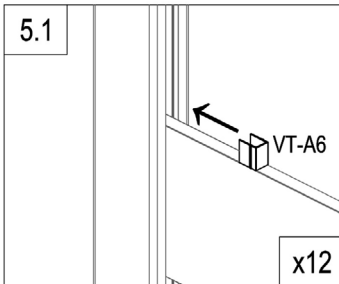
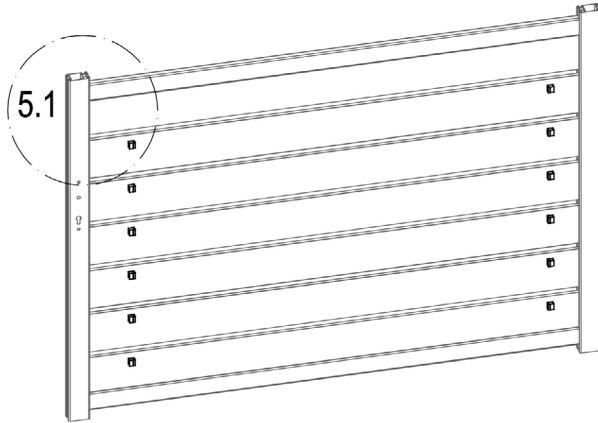
|   |       |   |
|---|-------|---|
|  | VT-D4 | 6 |
|---|-------|---|


## Part A.



|  |         |   |
|--|---------|---|
|  | VT-A1a  | 1 |
|  | Dr-28   | 2 |
|  | VTW-G32 | 4 |

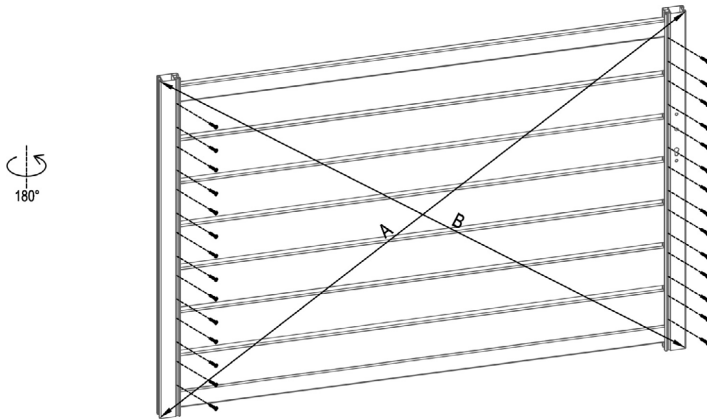
## Part A.



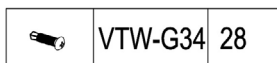
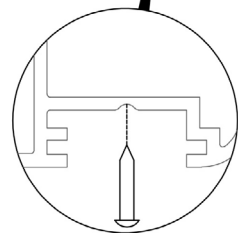
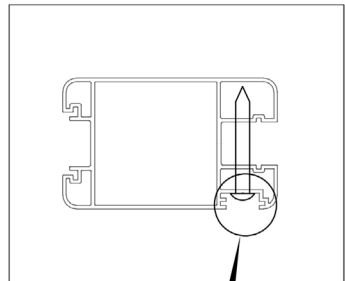
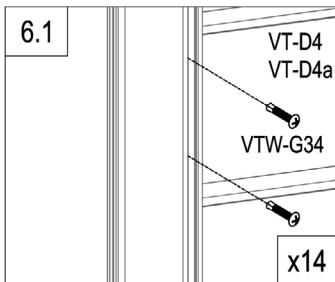
|   |       |    |
|---|-------|----|
|  | VT-A6 | 12 |
|---|-------|----|



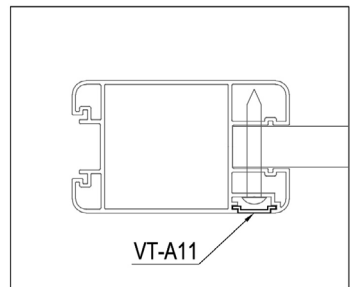
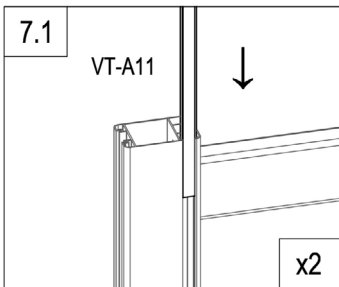
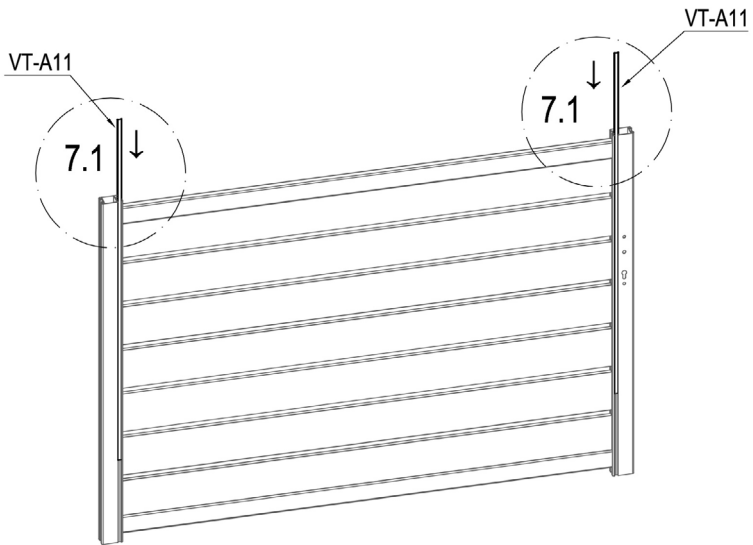
## Part A.



A=B

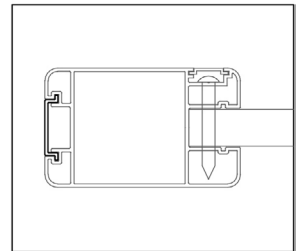
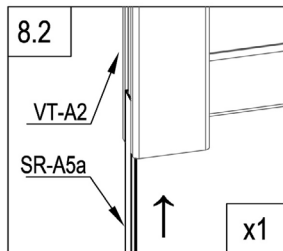
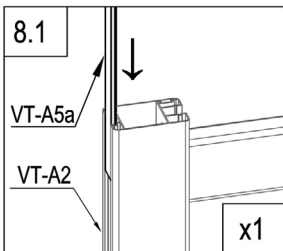
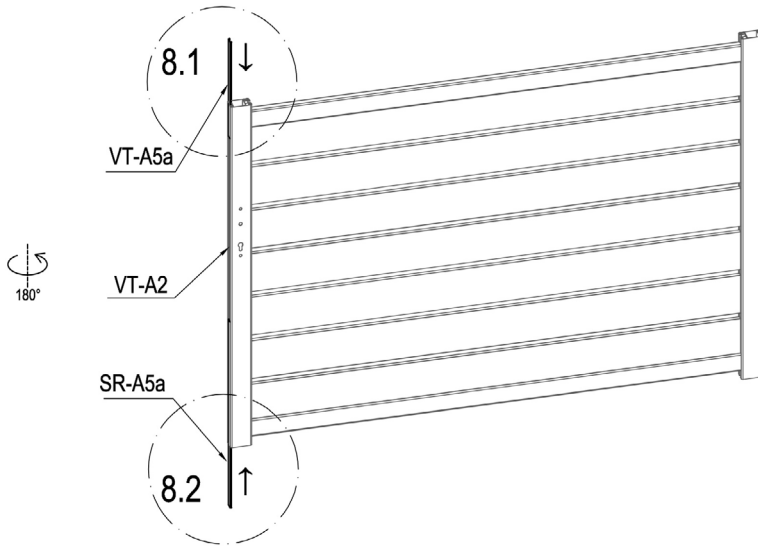



## Part A.



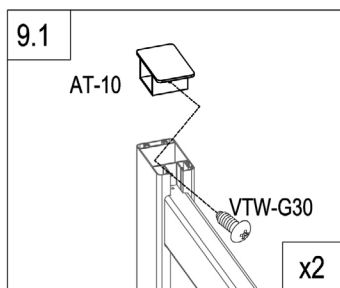
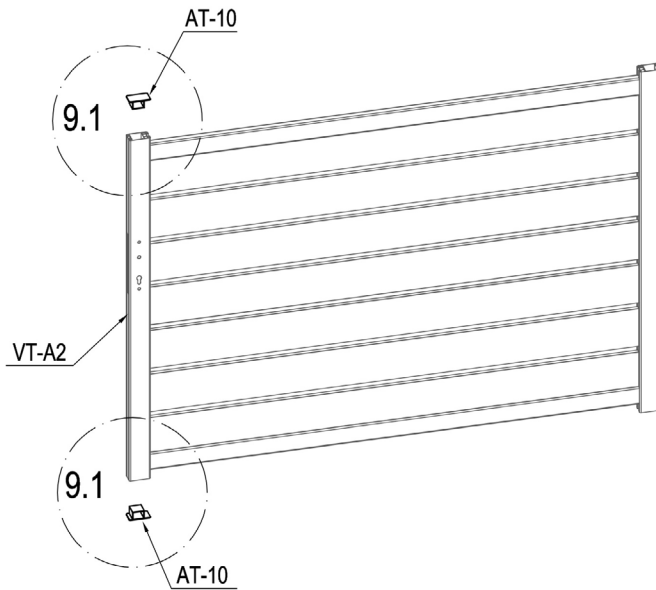
|  |        |   |
|--|--------|---|
|  | VT-A11 | 2 |
|--|--------|---|



## Part A.



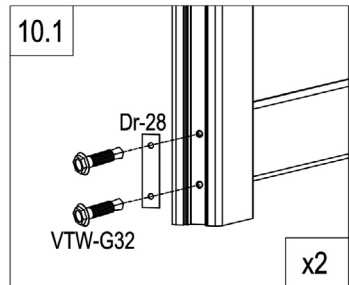
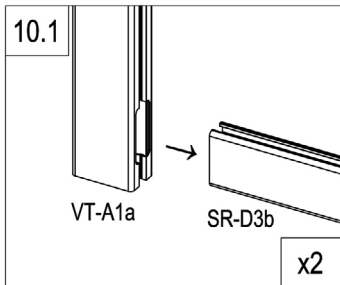
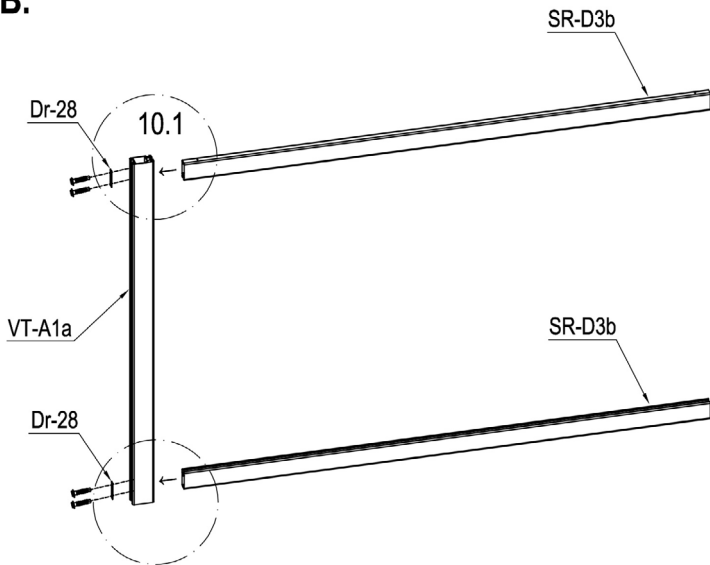
|   |        |   |
|---|--------|---|
|  | VT-A5a | 1 |
|   | SR-A5a | 1 |





## Part A.



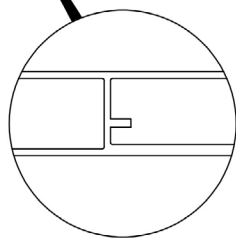
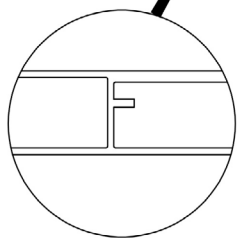
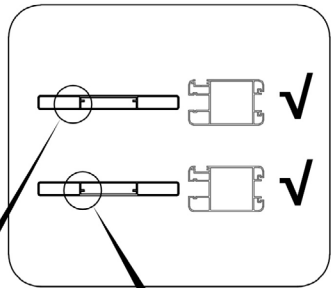
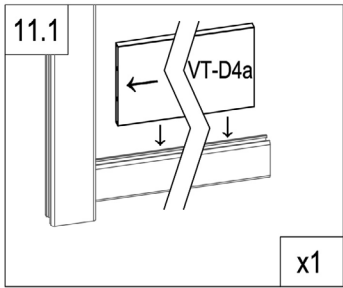
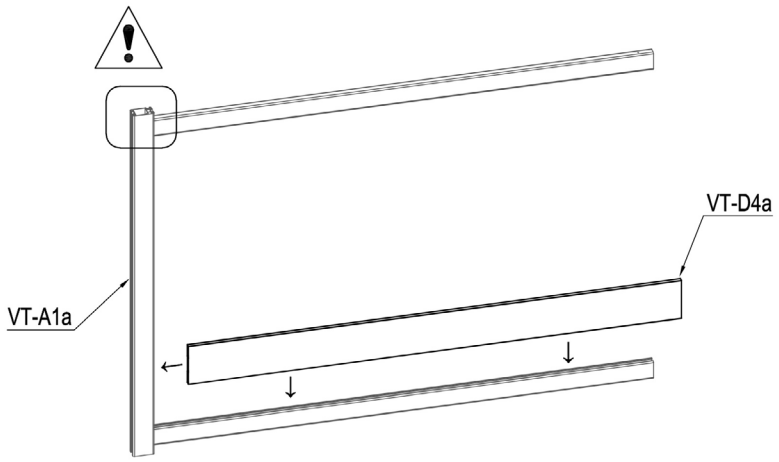
|   |         |   |
|---|---------|---|
|  | AT-10   | 2 |
|  | VTW-G30 | 2 |

## Part B.



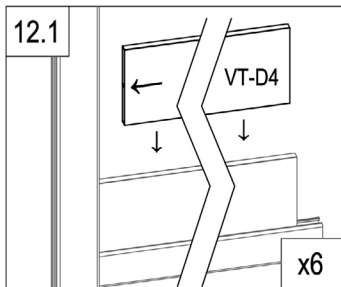
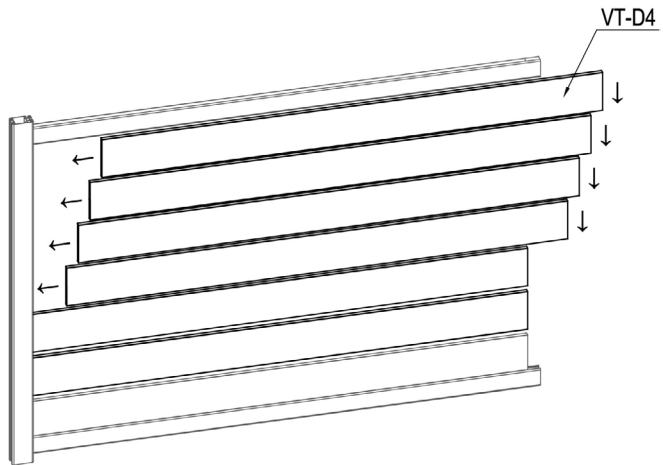
|   |         |   |
|---|---------|---|
|  | VT-A1a  | 1 |
|  | SR-D3b  | 2 |
|  | Dr-28   | 2 |
|  | VTW-G32 | 4 |

## Part B.



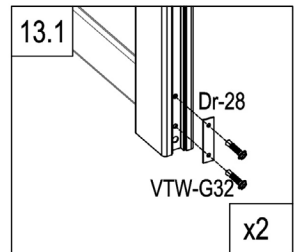
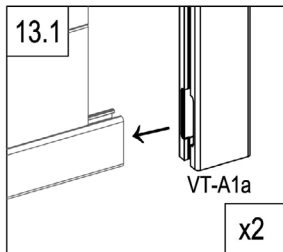
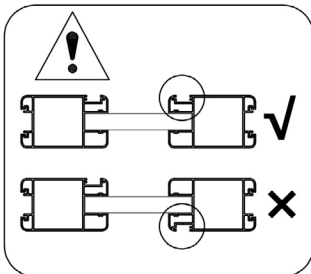
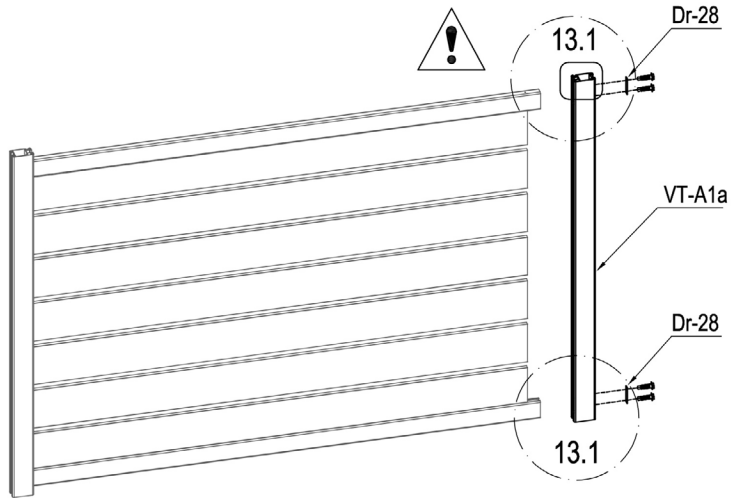
|  |        |   |
|--|--------|---|
|  | VT-D4a | 1 |
|--|--------|---|

## Part B.



|   |       |   |
|---|-------|---|
|  | VT-D4 | 6 |
|---|-------|---|

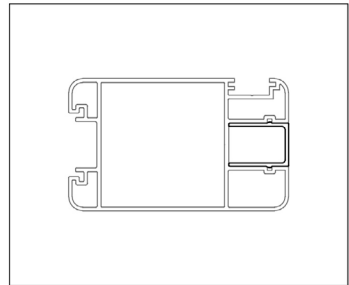
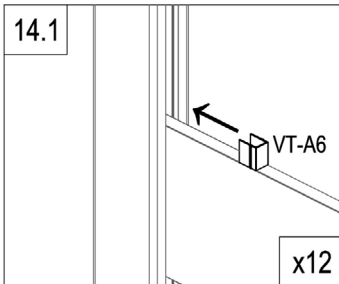
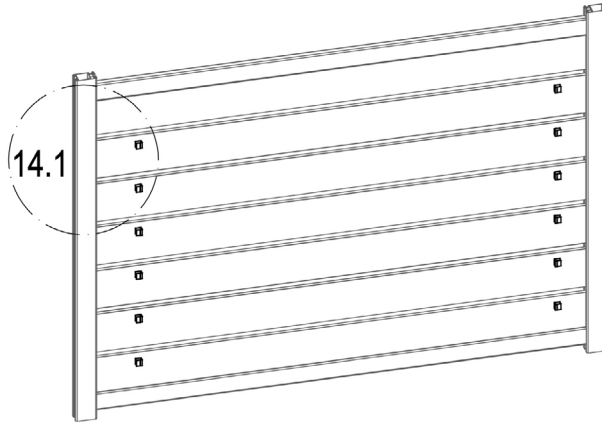
## Part B.




|  |         |   |
|--|---------|---|
|  | VT-A1a  | 1 |
|  | Dr-28   | 2 |
|  | VTW-G32 | 4 |

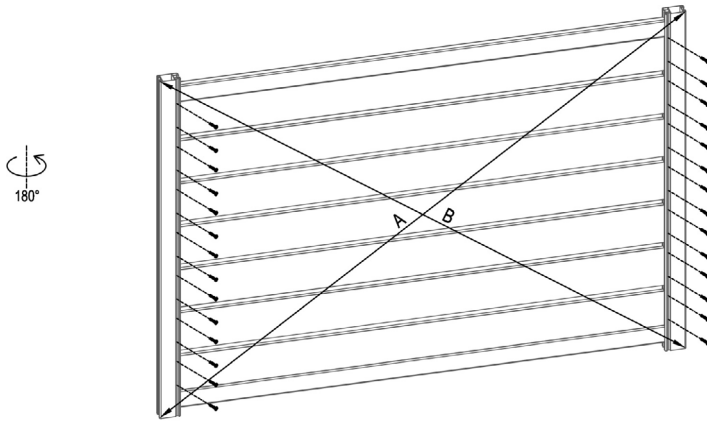


## Part B.

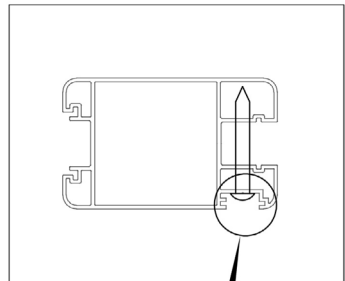
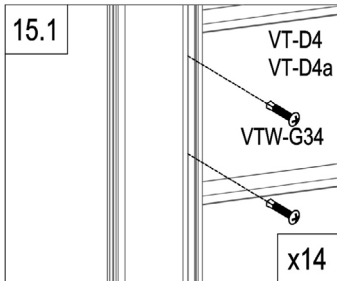



|   |       |    |
|---|-------|----|
|  | VT-A6 | 12 |
|---|-------|----|

## Part B.

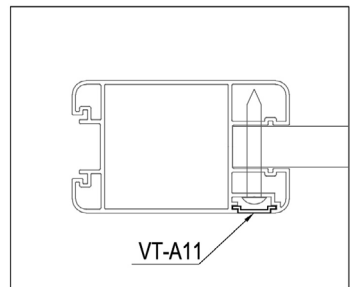
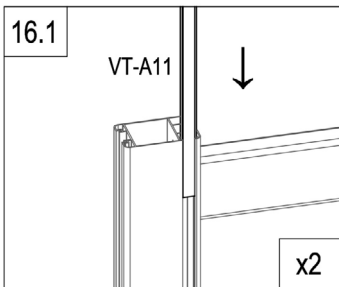
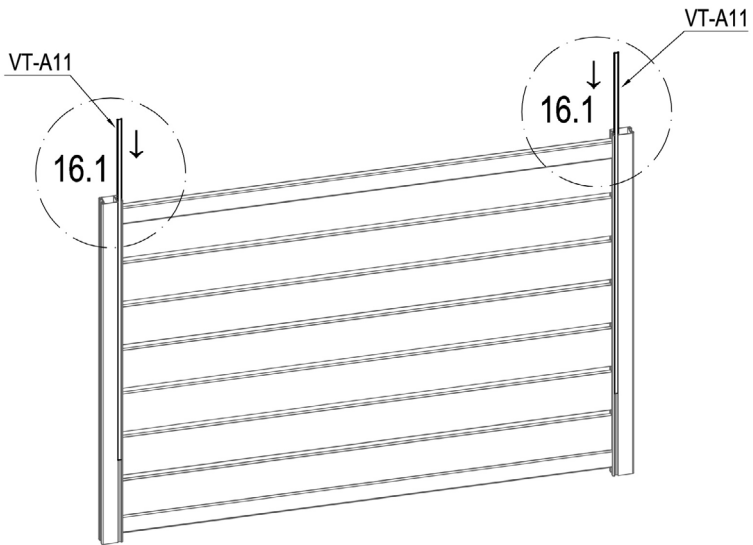



A=B



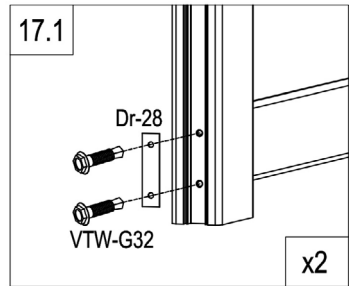
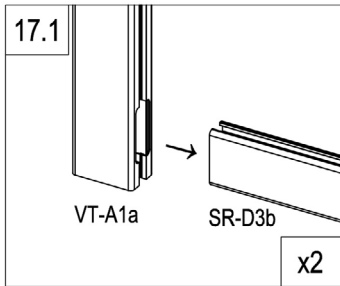
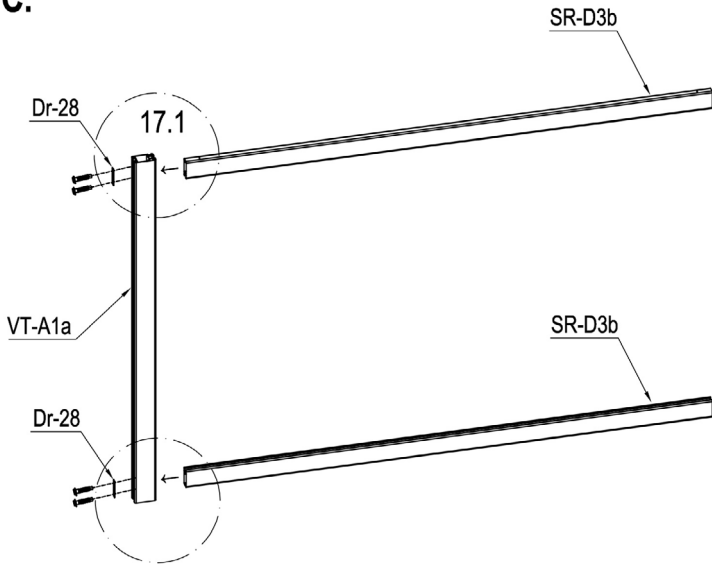
|   |         |    |
|---|---------|----|
|  | VTW-G34 | 28 |
|---|---------|----|





## Part B.



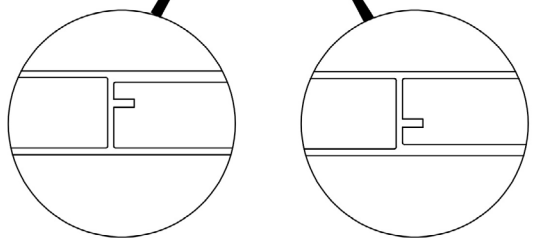
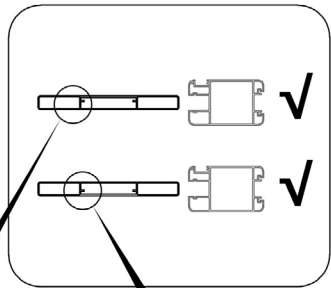
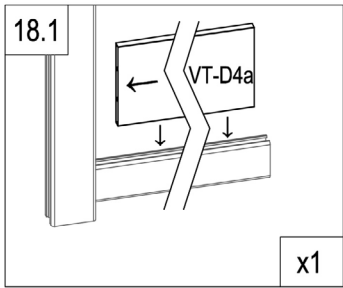
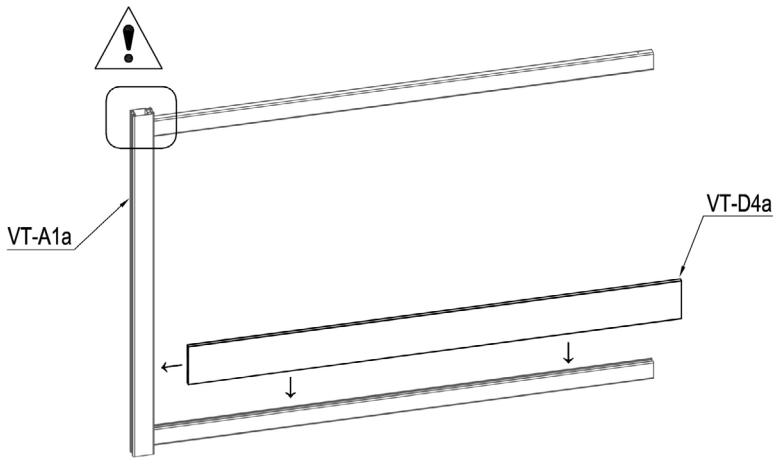
|   |        |   |
|---|--------|---|
|  | VT-A11 | 2 |
|---|--------|---|

## Part C.



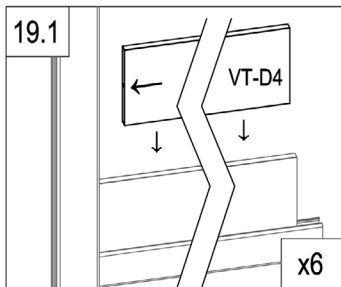
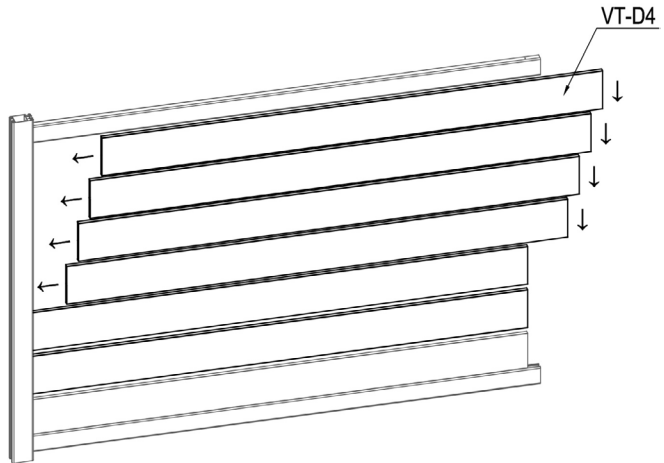
|   |         |   |
|---|---------|---|
|  | VT-A1a  | 1 |
|  | SR-D3b  | 2 |
|  | Dr-28   | 2 |
|  | VTW-G32 | 4 |

## Part C.



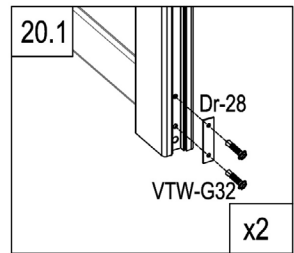
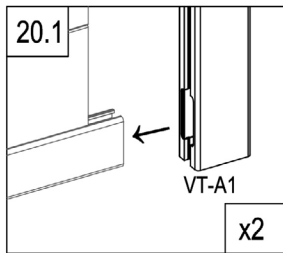
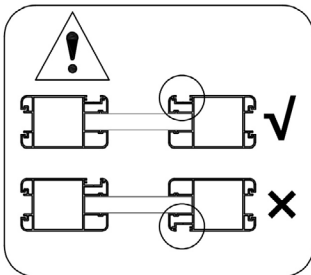
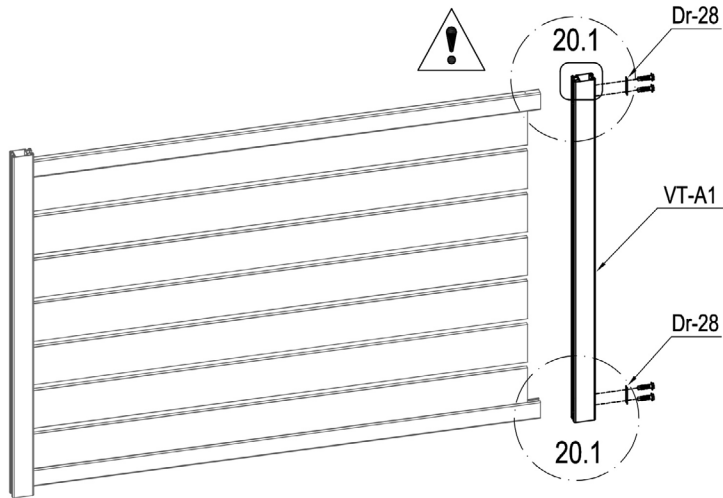
|   |        |   |
|---|--------|---|
|  | VT-D4a | 1 |
|---|--------|---|




## Part C.



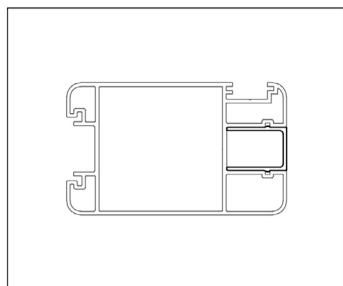
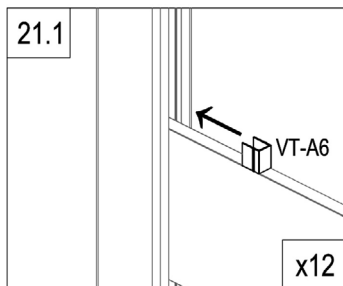
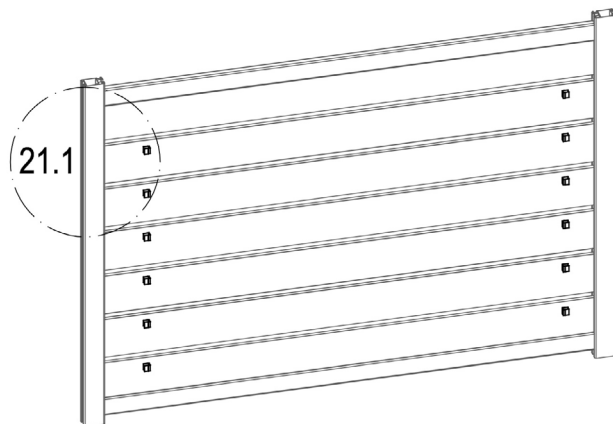
|   |       |   |
|---|-------|---|
|  | VT-D4 | 6 |
|---|-------|---|


## Part C.



|   |         |   |
|---|---------|---|
|  | VT-A1   | 1 |
|  | Dr-28   | 2 |
|  | VTW-G32 | 4 |

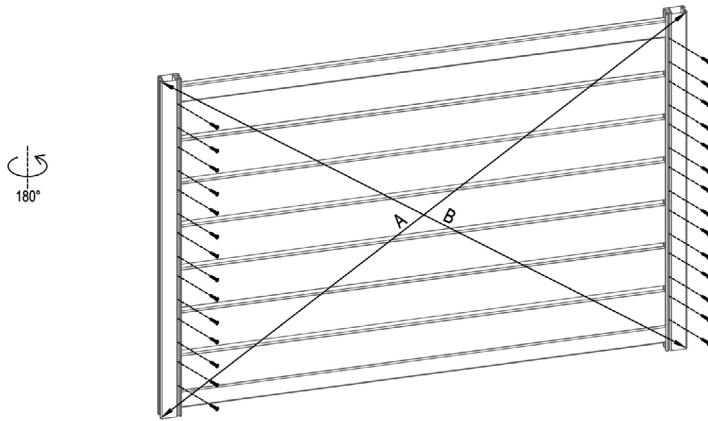
## Part C.



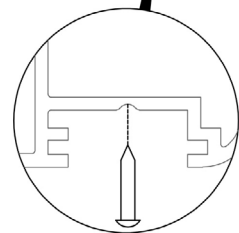
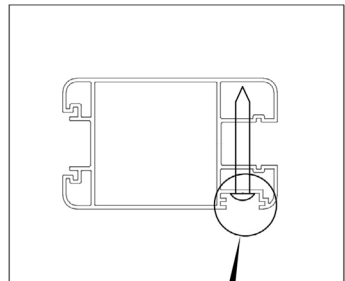
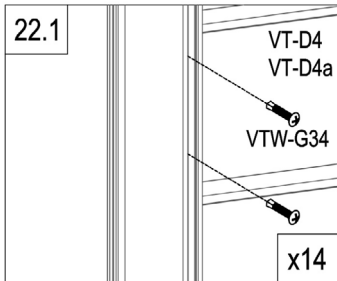
|   |       |    |
|---|-------|----|
|  | VT-A6 | 12 |
|---|-------|----|




## Part C.

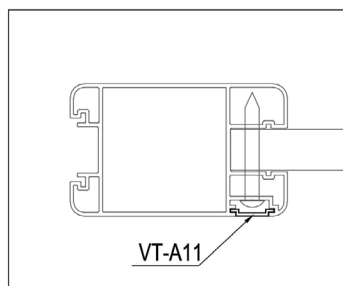
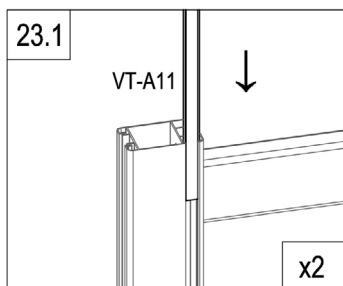
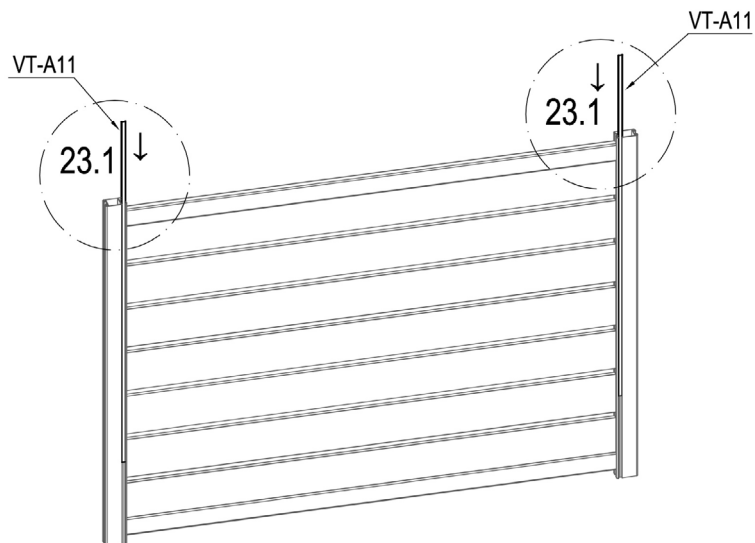



A=B



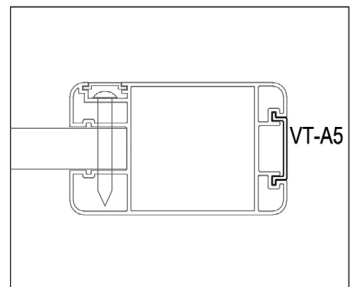
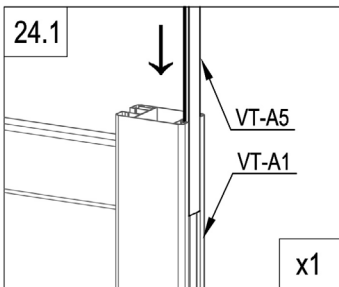
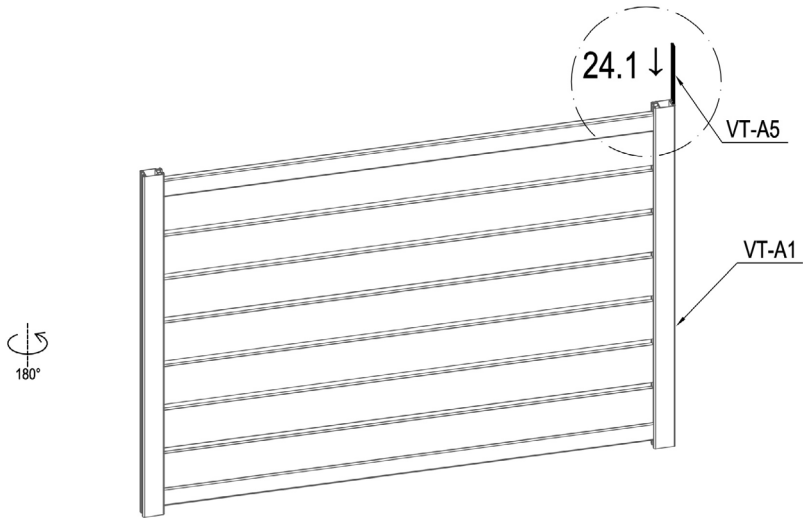
|   |         |    |
|---|---------|----|
|  | VTW-G34 | 28 |
|---|---------|----|

## Part C.



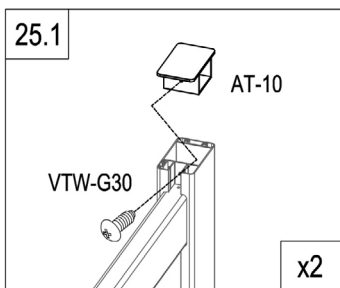
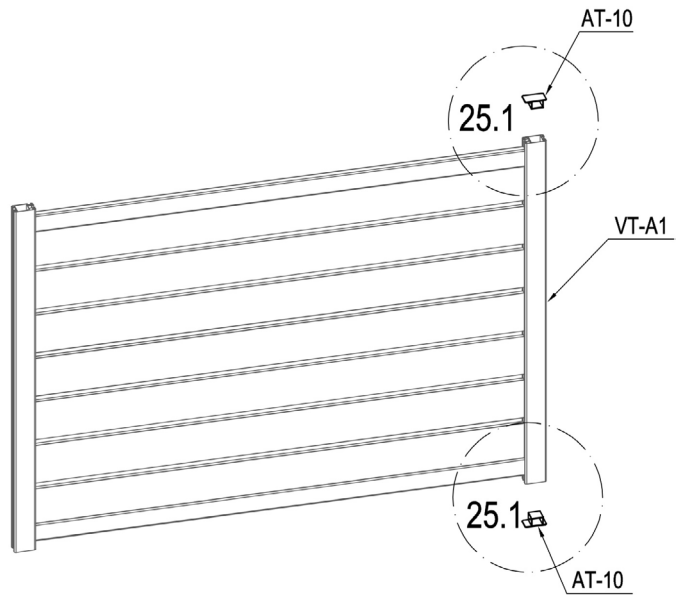
|   |        |   |
|---|--------|---|
|  | VT-A11 | 2 |
|---|--------|---|



## Part C.

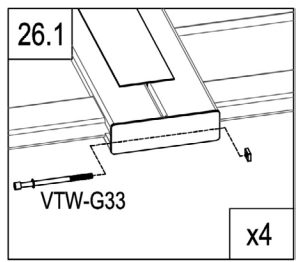
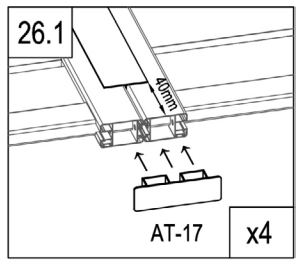
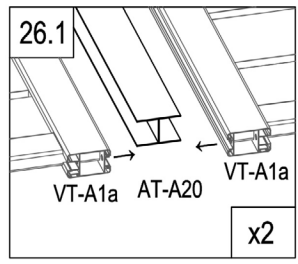
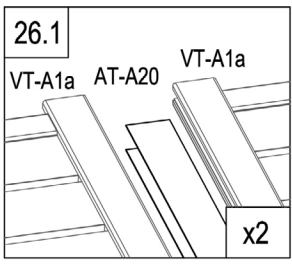
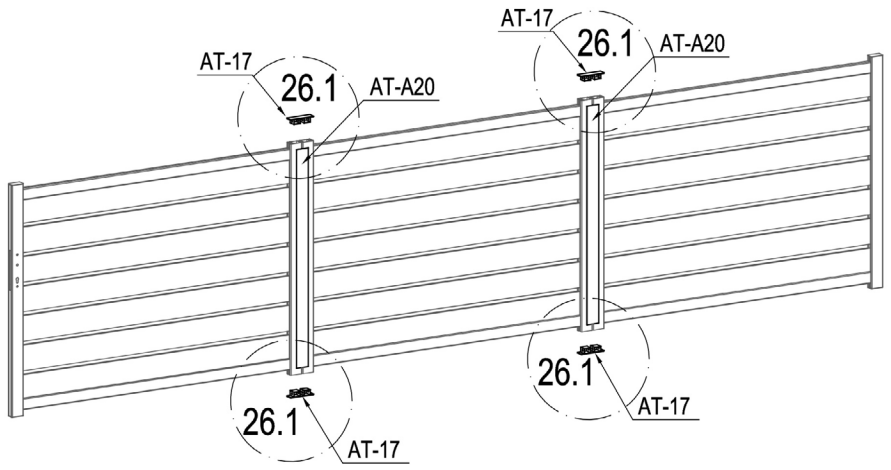


|   |       |   |
|---|-------|---|
| ] | VT-A5 | 1 |
|---|-------|---|

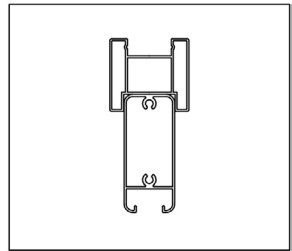
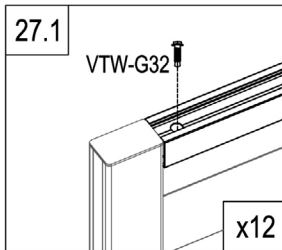
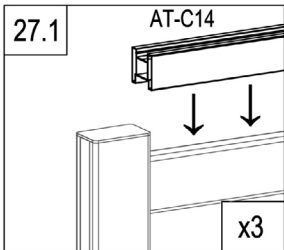
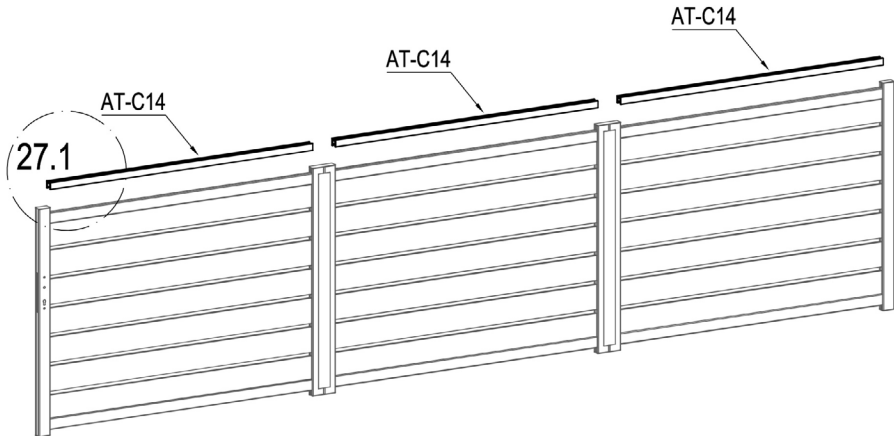
## Part C.





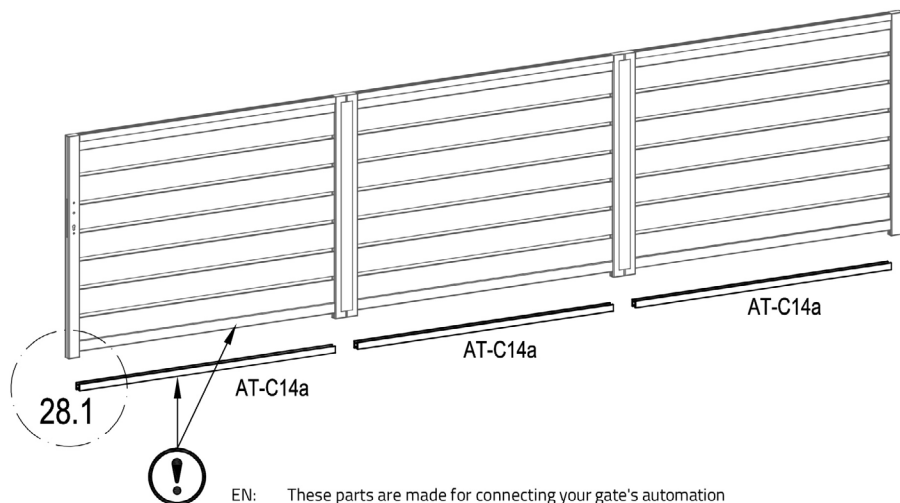
|   |         |   |
|---|---------|---|
|  | AT-10   | 2 |
|  | VTW-G30 | 2 |



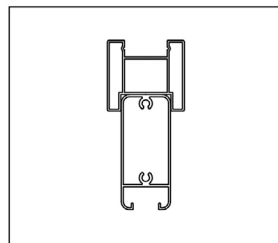
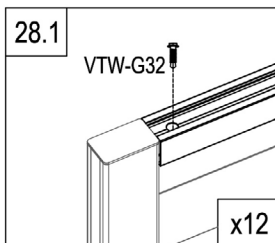
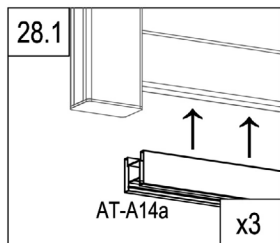
|  |         |   |
|--|---------|---|
|  | AT-A20  | 2 |
|  | AT-17   | 4 |
|  | VTW-G33 | 4 |





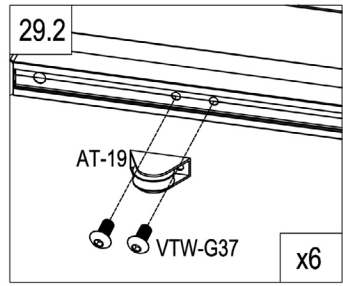
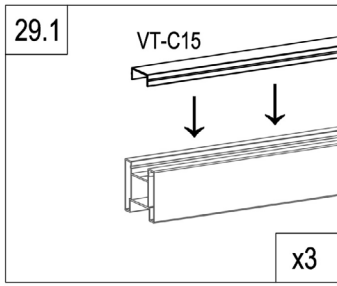
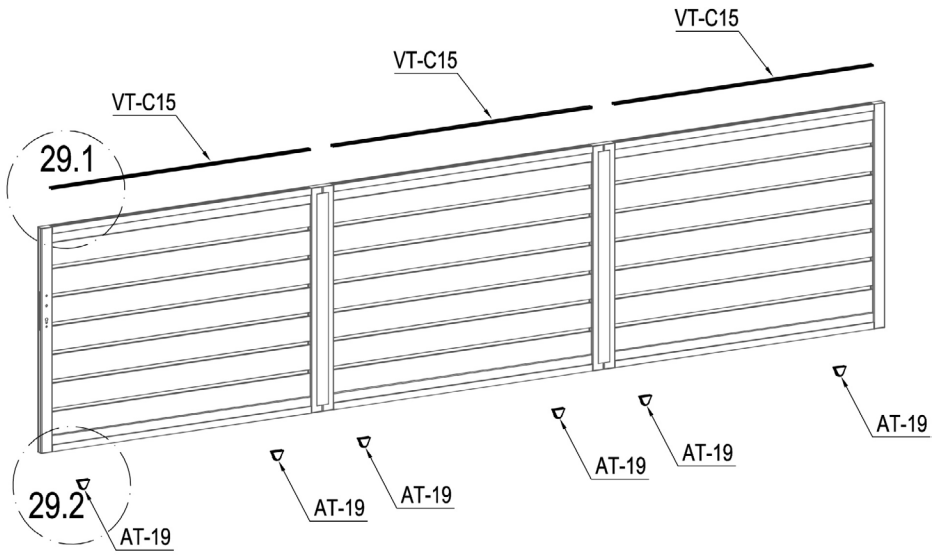
|   |         |    |
|---|---------|----|
|  | AT-C14  | 3  |
|  | VTW-G32 | 12 |






EN: These parts are made for connecting your gate's automation  
 FR: Ces pièces sont faites pour relier l'automatisation de votre portail  
 DE: Diese Teile sind für den Anschluss der Automatisierung Ihres Tores vorgesehen  
 ES: Estas piezas están hechas para conectar la automatización de su puerta  
 PT: Estas peças são feitas para ligar a automatização do seu portão  
 IT: Queste parti sono realizzate per collegare l'automazione del vostro cancello  
 NL: Deze onderdelen zijn gemaakt voor het aansluiten van de automatisering van uw poort.  
 PL: Te części są wykonane do podłączenia automatyki bramy.

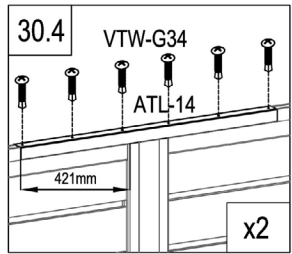
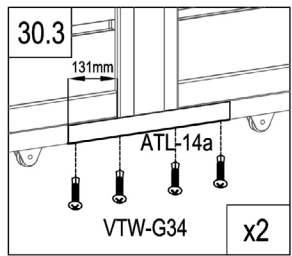
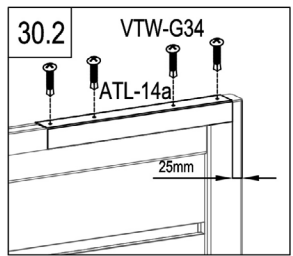
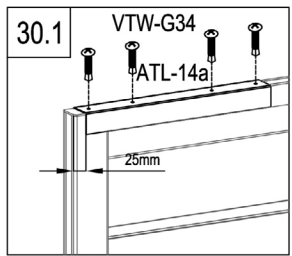
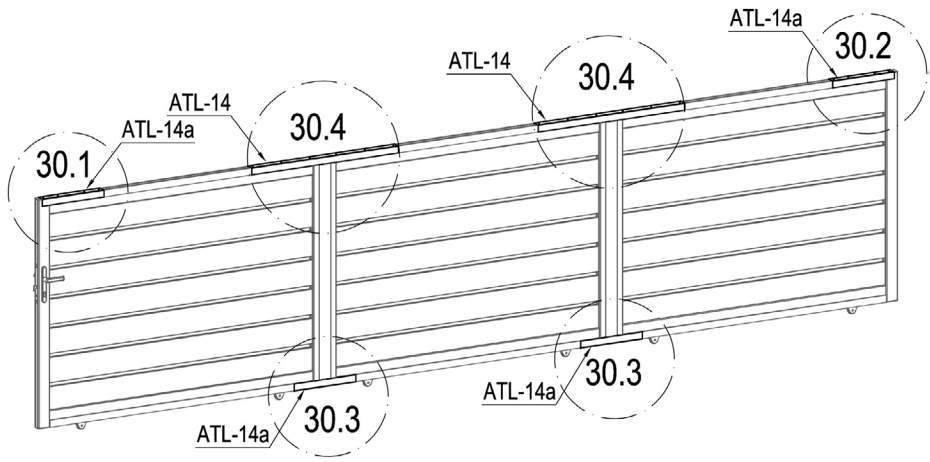





|   |         |    |
|---|---------|----|
|  | AT-C14a | 3  |
|  | VTW-G32 | 12 |



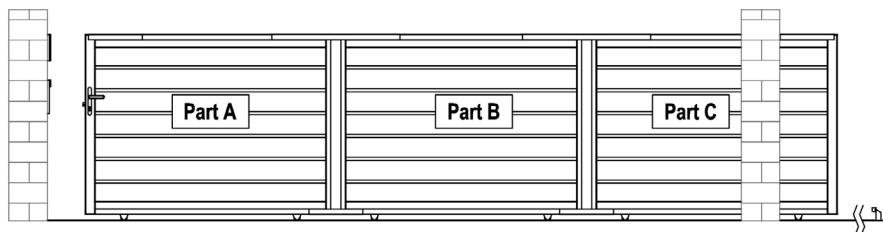
|   |         |    |
|---|---------|----|
|  | VT-C15  | 3  |
|  | AT-19   | 6  |
|  | VTW-G37 | 12 |



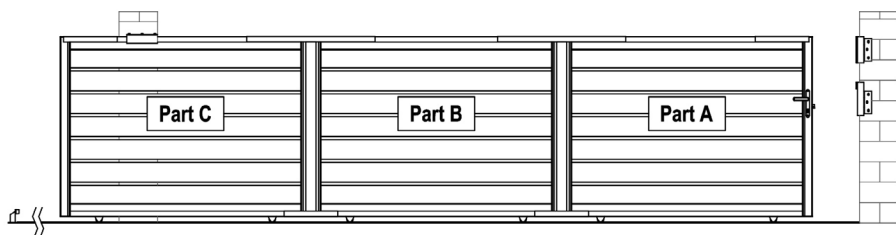


|   |         |    |
|---|---------|----|
|  | ATL-14  | 2  |
|  | ATL-14a | 4  |
|  | VTW-G34 | 28 |

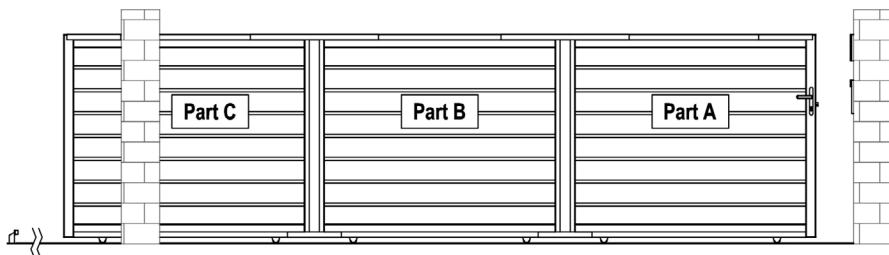
Ext.



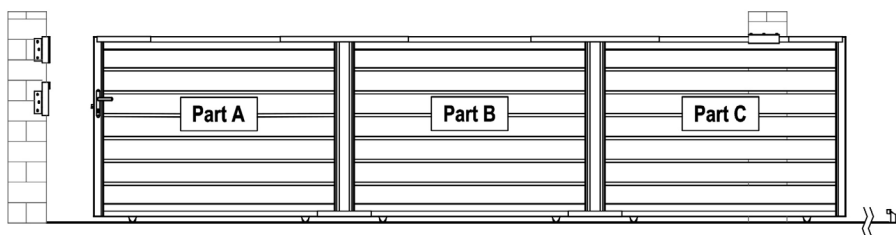
Int.



**Ext.**

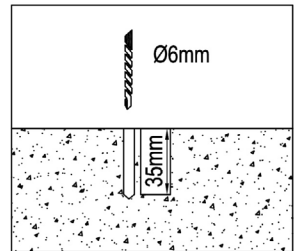
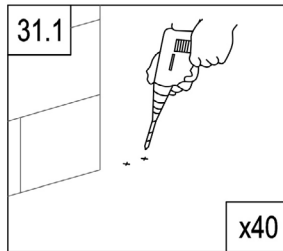
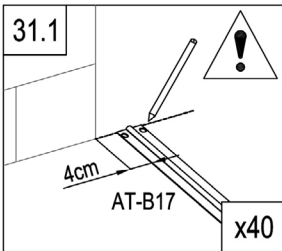
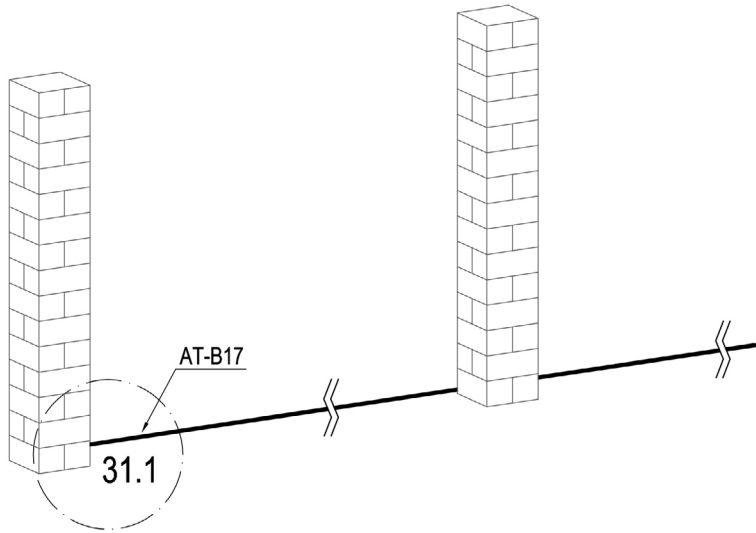




**Int.**

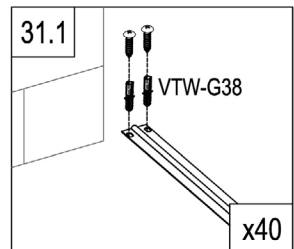


**R**

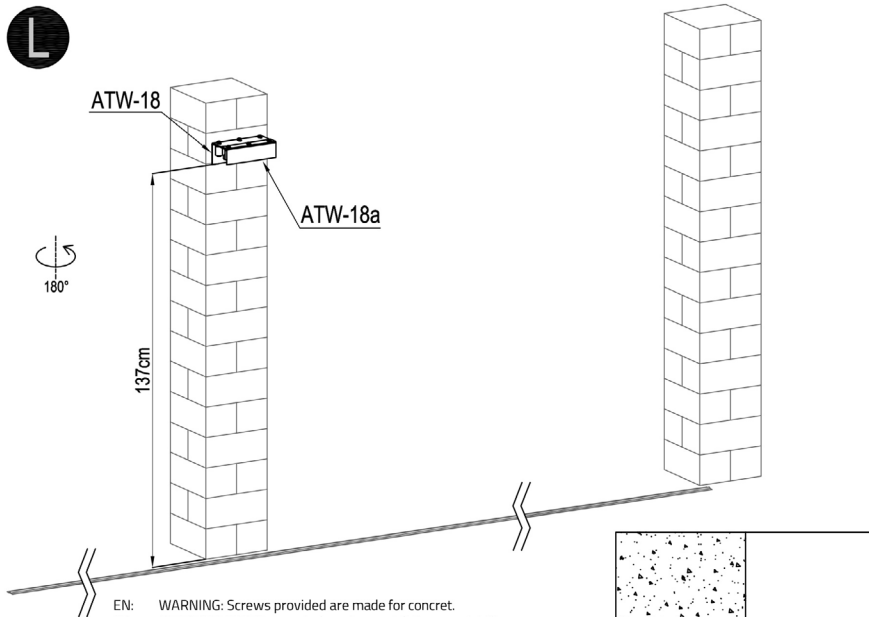
L



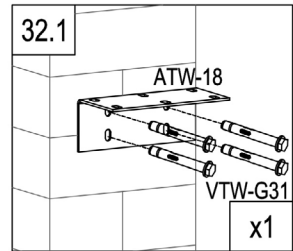
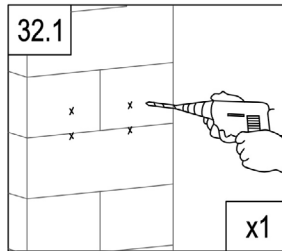
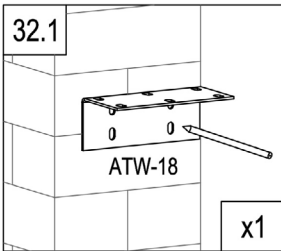
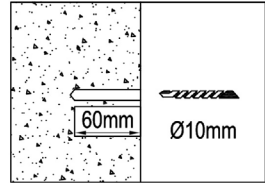
|   |         |    |
|---|---------|----|
|  | AT-B17  | 8  |
|  | VTW-G38 | 80 |



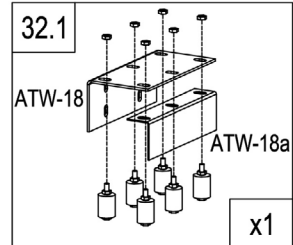
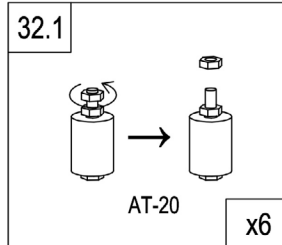
L



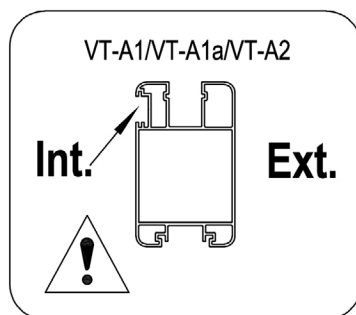
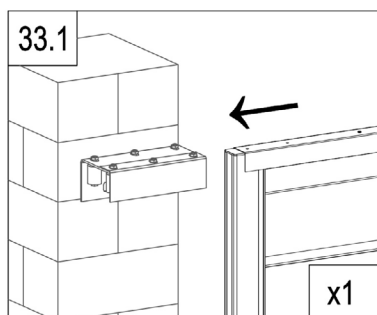
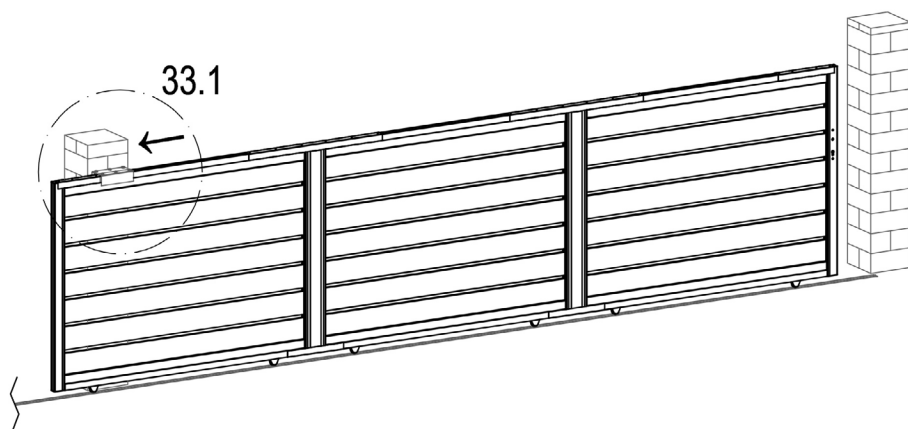
EN: WARNING: Screws provided are made for concret.  
 FR: AVERTISSEMENT : Les vis fournies sont faites pour le béton.  
 DE: WARNUNG: Die mitgelieferten Schrauben sind für Beton ausgelegt.  
 ES: ADVERTENCIA: Los tornillos suministrados están hechos para el hormigón.  
 IT: ATTENZIONE: Le viti fornite sono fatte per il calcestruzzo.  
 NL: WAARSCHUWING: De bijgeleverde schroeven zijn gemaakt voor beton.  
 PL: OSTRZEŻENIE: Dostarczone śruby są przeznaczone do betonu.  
 PT: AVISO: Os parafusos fornecidos são feitos para betão.



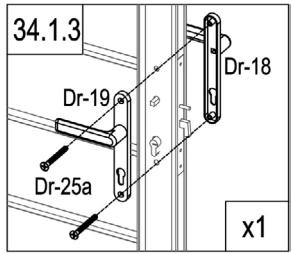
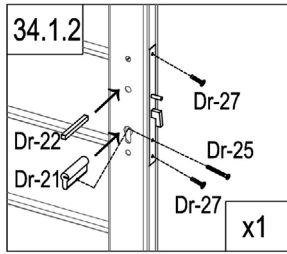
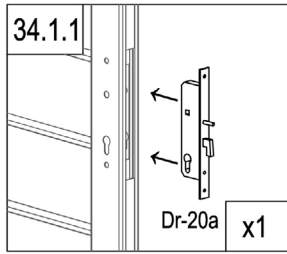
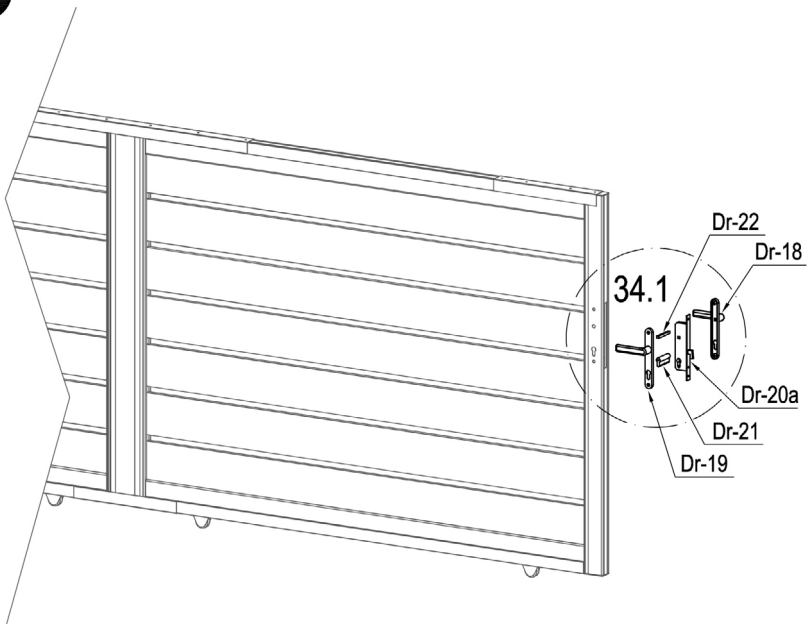
|  |         |   |
|--|---------|---|
|  | ATW-18  | 1 |
|  | ATW-18a | 1 |
|  | AT-20   | 6 |
|  | VTW-G31 | 4 |



L



L

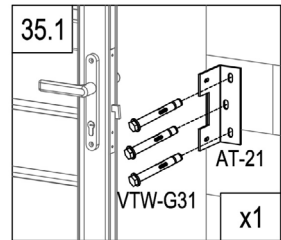
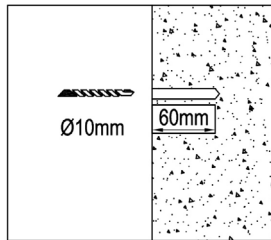
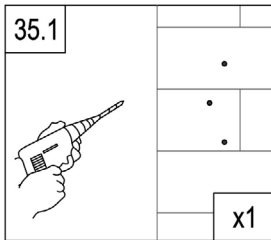
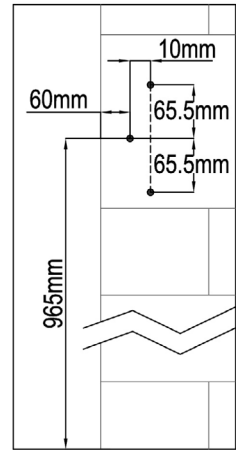
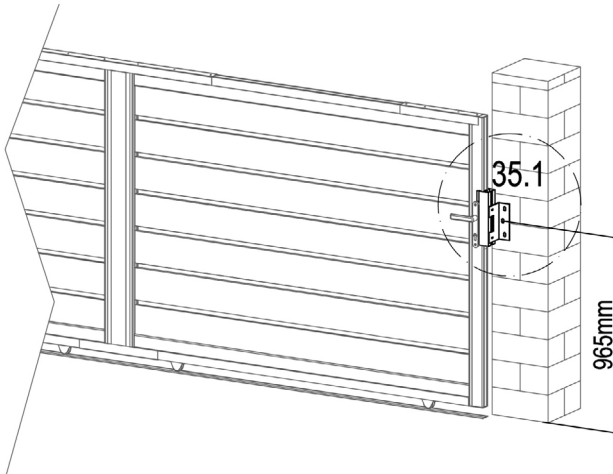


|  |        |   |
|--|--------|---|
|  | Dr-20a | 1 |
|  | Dr-21  | 1 |
|  | Dr-22  | 1 |
|  | Dr-25  | 1 |

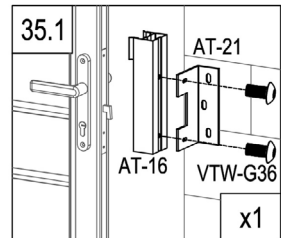
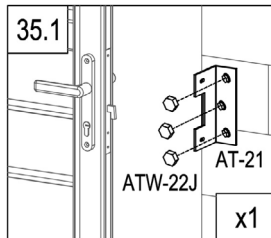
|  |        |   |
|--|--------|---|
|  | Dr-18  | 1 |
|  | Dr-19  | 1 |
|  | Dr-25a | 2 |
|  | Dr-27  | 2 |



EN: WARNING: Screws provided are made for concrete.  
 FR: AVERTISSEMENT : Les vis fournies sont faites pour le béton.  
 DE: WARNUNG: Die mitgelieferten Schrauben sind für Beton ausgelegt.  
 ES: ADVERTENCIA: Los tornillos suministrados están hechos para el hormigón.  
 IT: ATTENZIONE: Le viti fornite sono fatte per il calcestruzzo.  
 NL: WAARSCHUWING: De bijgeleverde schroeven zijn gemaakt voor beton.  
 PL: OSTRZEŻENIE: Dostarczone śruby są przeznaczone do betonu.  
 PT: AVISO: Os parafusos fornecidos são feitos para betão.

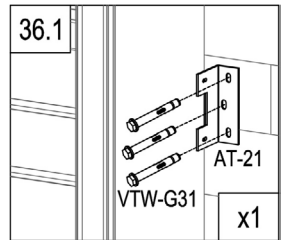
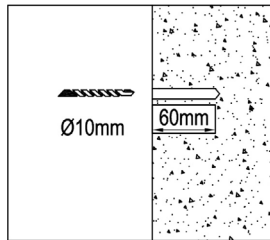
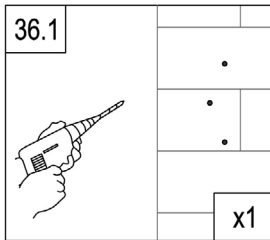
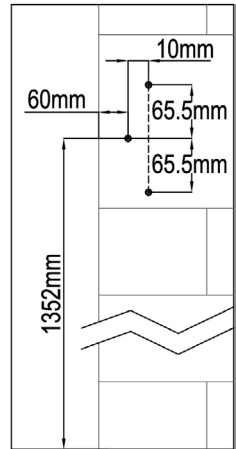
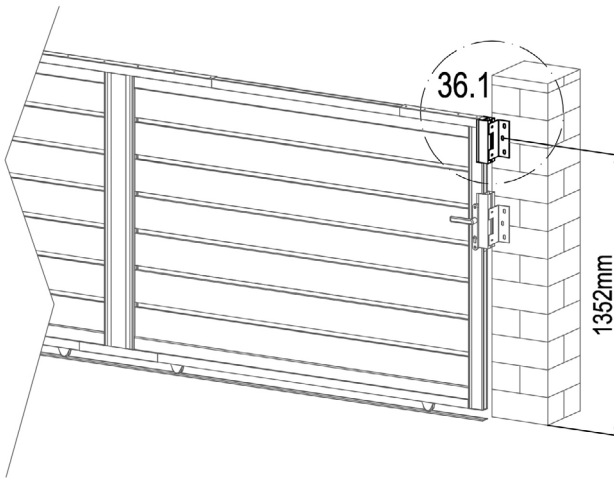


|  |         |   |
|--|---------|---|
|  | AT-16   | 1 |
|  | AT-21   | 1 |
|  | VTW-G36 | 2 |
|  | VTW-G31 | 3 |
|  | ATW-22J | 3 |

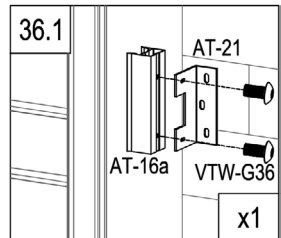
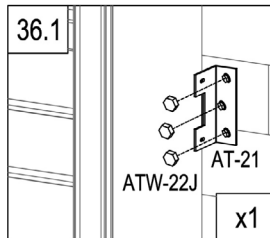




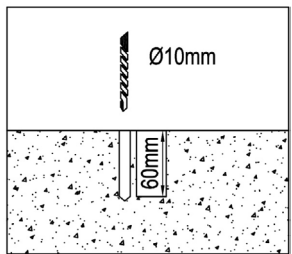
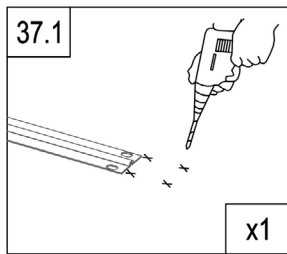
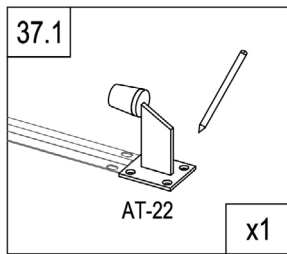
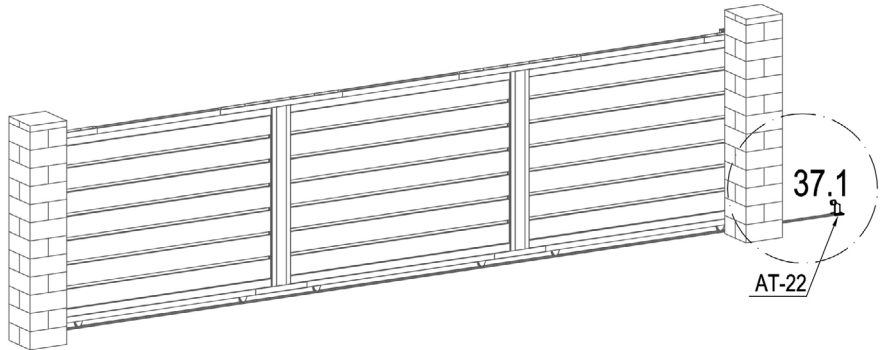
L



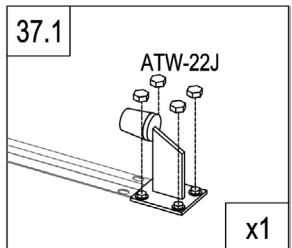
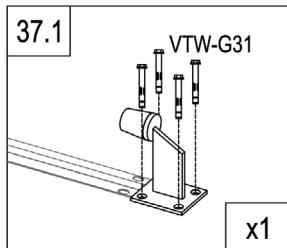
|  |         |   |
|--|---------|---|
|  | AT-16a  | 1 |
|  | AT-21   | 1 |
|  | VTW-G36 | 2 |
|  | VTW-G31 | 3 |
|  | ATW-22J | 3 |



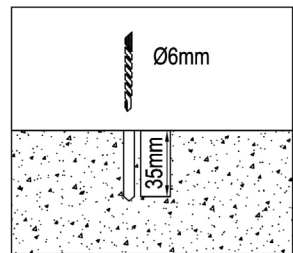
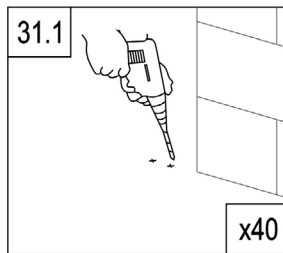
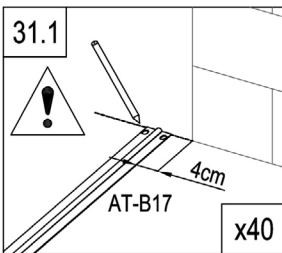
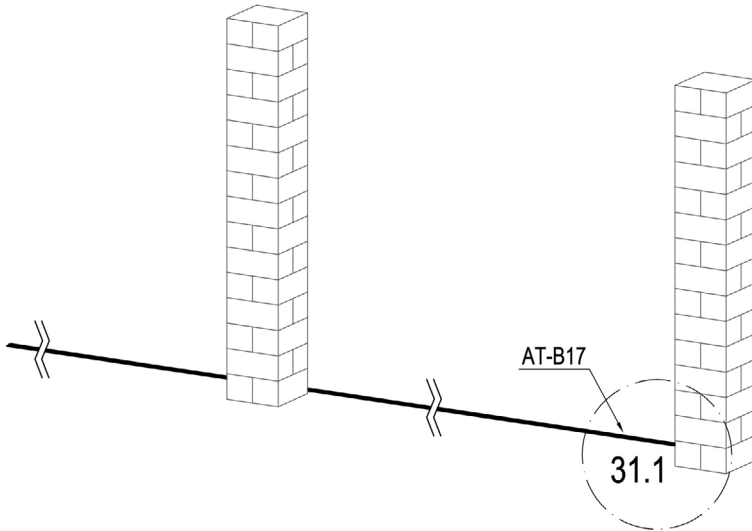
L





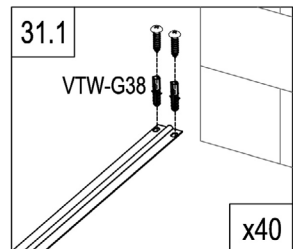
|  |         |   |
|--|---------|---|
|  | AT-22   | 1 |
|  | VTW-G31 | 4 |
|  | ATW-22J | 4 |



R

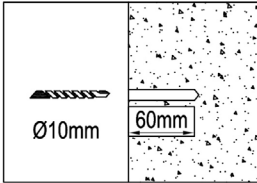
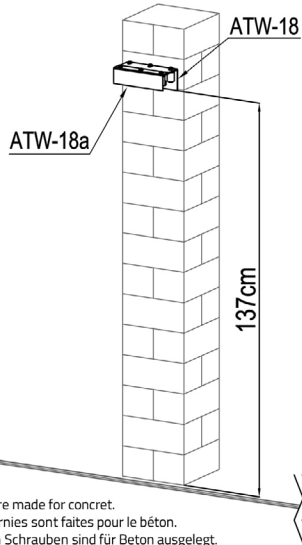
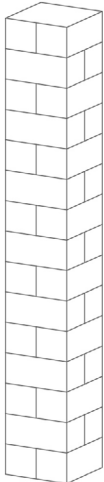


|   |         |    |
|---|---------|----|
|  | AT-B17  | 8  |
|  | VTW-G38 | 80 |

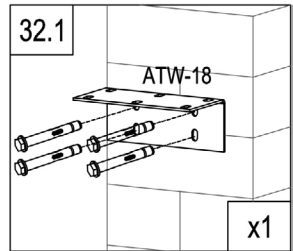
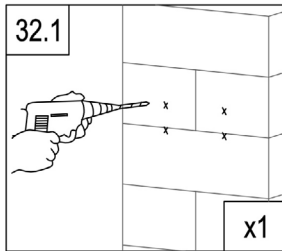
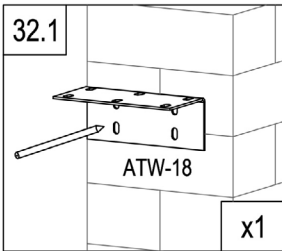


R

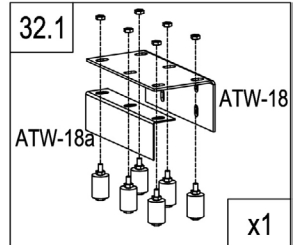
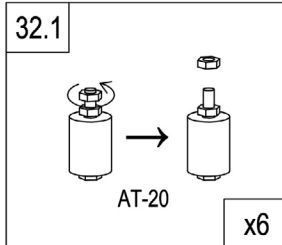
180°



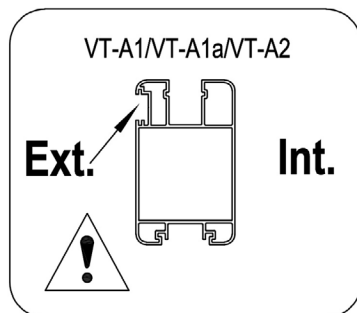
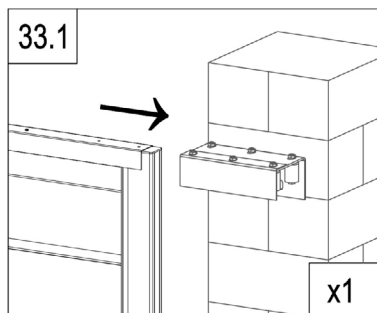
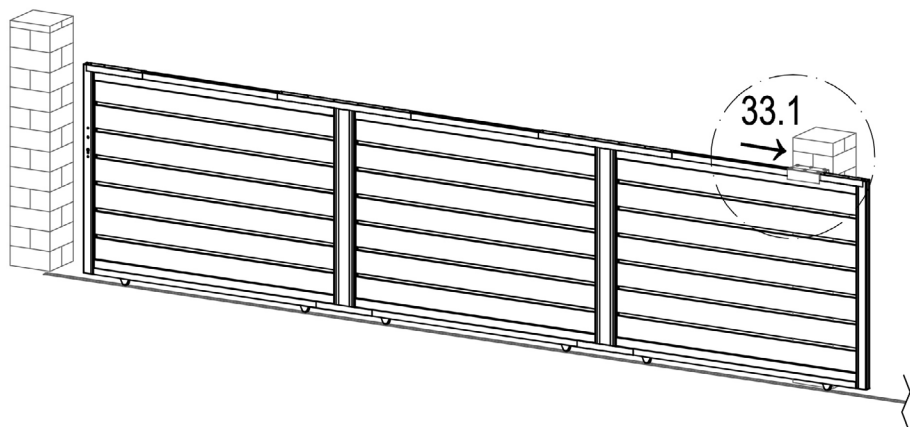
EN: WARNING: Screws provided are made for concrete.  
 FR: AVERTISSEMENT : Les vis fournies sont faites pour le béton.  
 DE: WARNUNG: Die mitgelieferten Schrauben sind für Beton ausgelegt.  
 ES: ADVERTENCIA: Los tornillos suministrados están hechos para el hormigón.  
 IT: ATTENZIONE: Le viti fornite sono fatte per il calcestruzzo.  
 NL: WAARSCHUWING: De bijgeleverde schroeven zijn gemaakt voor beton.  
 PL: OSTRZEŻENIE: Dostarczone śruby są przeznaczone do betonu.  
 PT: AVISO: Os parafusos fornecidos são feitos para betão.



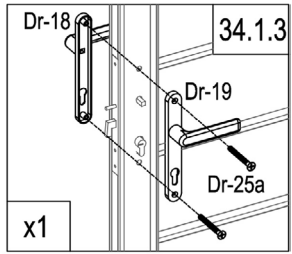
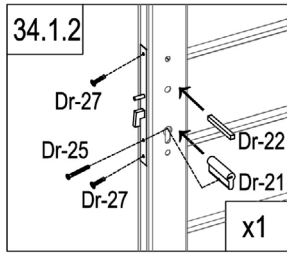
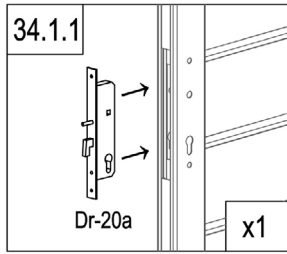
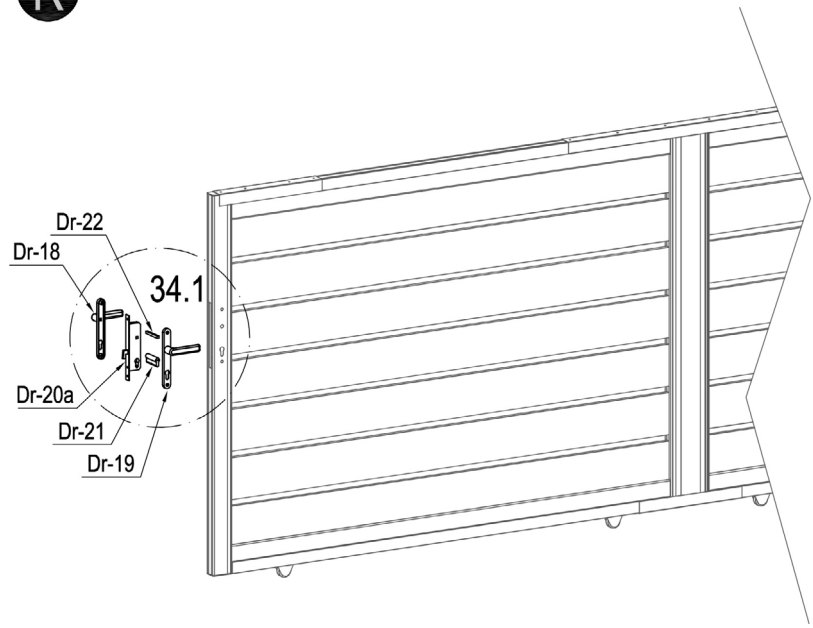
|  |         |   |
|--|---------|---|
|  | ATW-18  | 1 |
|  | ATW-18a | 1 |
|  | AT-20   | 6 |
|  | VTW-G31 | 4 |



R



R

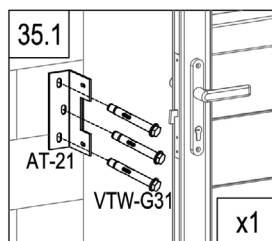
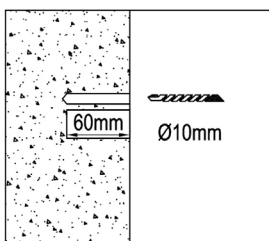
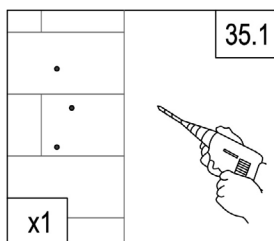
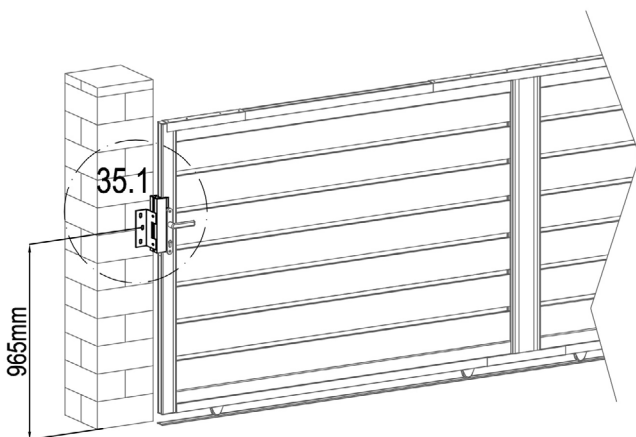
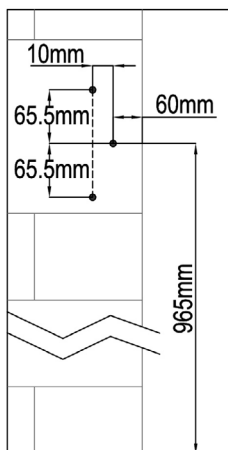


|  |        |   |
|--|--------|---|
|  | Dr-20a | 1 |
|  | Dr-21  | 1 |
|  | Dr-22  | 1 |
|  | Dr-25  | 1 |

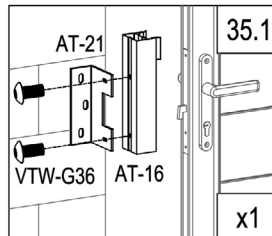
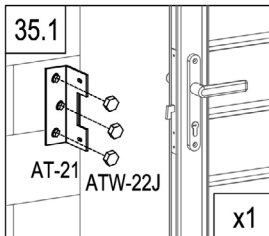
|  |        |   |
|--|--------|---|
|  | Dr-18  | 1 |
|  | Dr-19  | 1 |
|  | Dr-25a | 2 |
|  | Dr-27  | 2 |



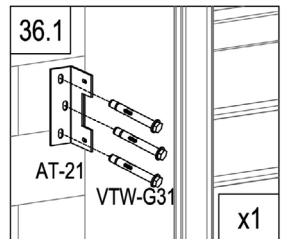
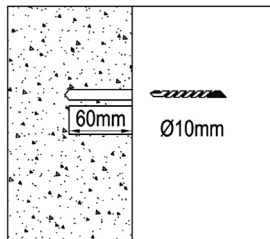
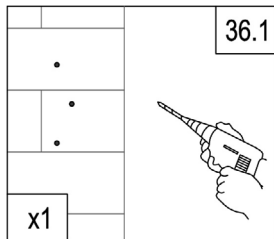
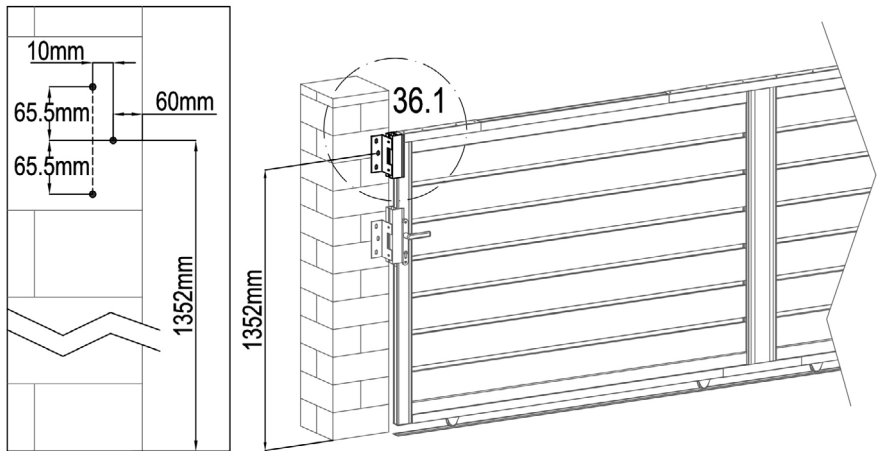
EN: WARNING: Screws provided are made for concret.  
 FR: AVERTISSEMENT : Les vis fournies sont faites pour le béton.  
 DE: WARNUNG: Die mitgelieferten Schrauben sind für Beton ausgelegt.  
 ES: ADVERTENCIA: Los tornillos suministrados están hechos para el hormigón.  
 IT: ATTENZIONE: Le viti fornite sono fatte per il calcestruzzo.  
 NL: WAARSCHUWING: De bijgeleverde schroeven zijn gemaakt voor beton.  
 PL: OSTRZEŻENIE: Dostarczone śruby są przeznaczone do betonu.  
 PT: AVISO: Os parafusos fornecidos são feitos para betão.



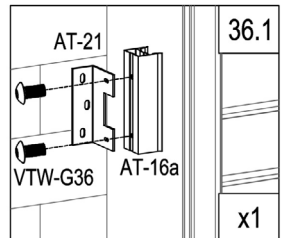
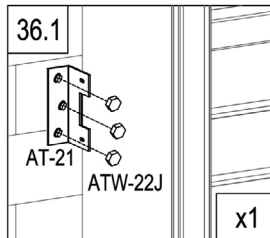
|  |         |   |
|--|---------|---|
|  | AT-16   | 1 |
|  | AT-21   | 1 |
|  | VTW-G36 | 2 |
|  | VTW-G31 | 3 |
|  | ATW-22J | 3 |



R

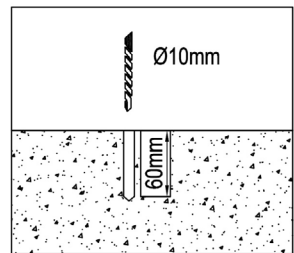
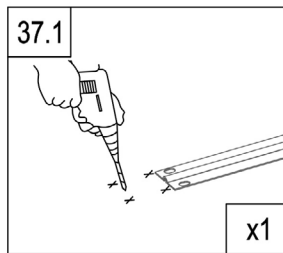
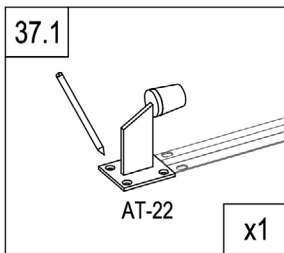
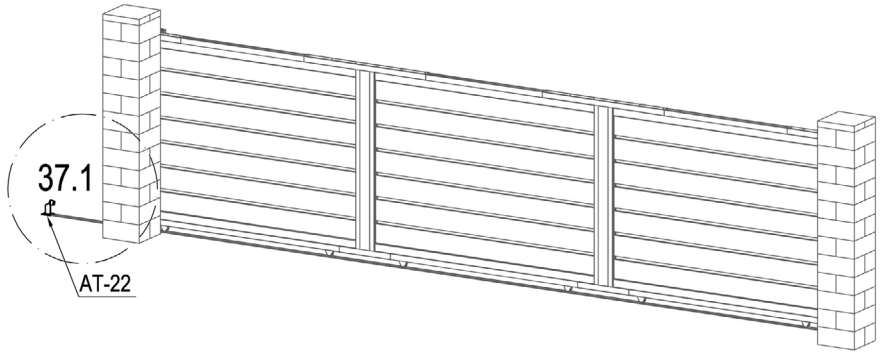





|  |         |   |
|--|---------|---|
|  | AT-16a  | 1 |
|  | AT-21   | 1 |
|  | VTW-G36 | 2 |
|  | VTW-G31 | 3 |
|  | ATW-22J | 3 |





**R**



|   |         |   |
|---|---------|---|
|  | AT-22   | 1 |
|  | VTW-G31 | 4 |
|  | ATW-22J | 4 |

